



# Fuel Oil Daily Evening Report

London +44 20 7090 1134 - info@freightinvestor.com | Singapore +65 6535 5189 - info@freightinvestor.asia | Shanghai +86 21 63012568

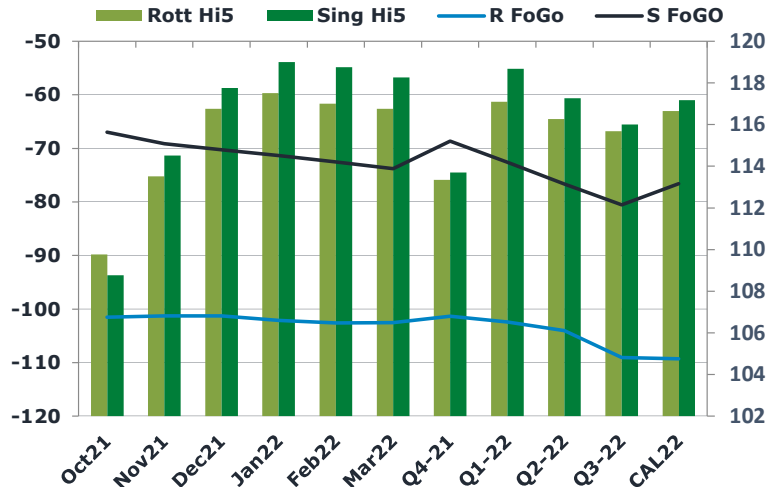
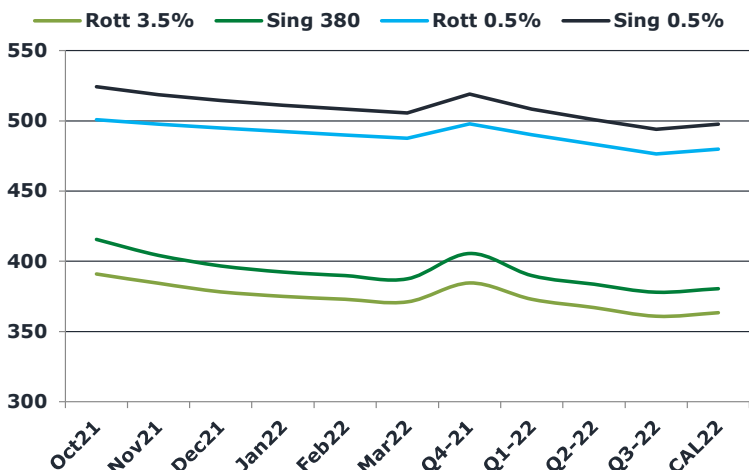
## 09 September 2021

### Oil and Energy Market News

Brent crude oil front month futures ended the day down 0.2% on Thursday, printing \$72.47 at 1630BST. Highs in the day reached \$73.20 and lows touched \$71.24.

### Brent 72.47

	Barges 3.5 %	Sing 380cst	Rott 0.5%	Sing 0.5%	Sing Hi5
Oct21	390.95	415.45	500.71	524.21	109
Nov21	384.20	404.20	497.71	518.71	115
Dec21	378.20	396.70	494.96	514.46	118
Jan22	374.95	392.20	492.46	511.21	119
Feb22	372.95	389.70	489.96	508.46	119
Mar22	370.95	387.45	487.71	505.71	118
Q4-21	384.45	405.45	497.80	519.15	114
Q1-22	372.95	389.78	490.04	508.46	119
Q2-22	366.95	383.53	483.21	500.79	117
Q3-22	360.78	377.95	476.46	493.96	116
CAL22	363.20	380.45	479.85	497.63	117



### Fuel Oil Market News

The front crack opened at -10.10 this morning with the front Barges crack ended the day printing -10.15. The Cal 22 crack was valued at -10.90.

The Singapore FOGO ended the day trading at -67, with the Euro Fogo printing -101.5 on both front months, respectively.

	Rott GOFO	Sing GOFO	R FoGo	S FoGo	Rott Hi5
Oct21	211.26	175.76	-101.50	-67.00	110
Nov21	214.79	183.66	-101.28	-69.15	114
Dec21	218.06	188.03	-101.30	-70.27	117
Jan22	219.63	190.37	-102.12	-71.36	118
Feb22	219.60	191.30	-102.59	-72.54	117
Mar22	219.27	192.06	-102.51	-73.80	117
Q4-21	214.70	182.36	-101.35	-68.66	113
Q1-22	219.50	191.24	-102.41	-72.57	117
Q2-22	220.31	193.92	-104.05	-76.66	116
Q3-22	224.74	196.57	-109.06	-80.56	116
CAL22	225.96	193.77	-109.30	-76.59	117



# Fuel Oil Daily Evening Report

London +44 20 7090 1134 - info@freightinvestor.com | Singapore +65 6535 5189 - info@freightinvestor.asia | Shanghai +86 21 63012568

## 09 September 2021

### TIME SPREADS FUEL

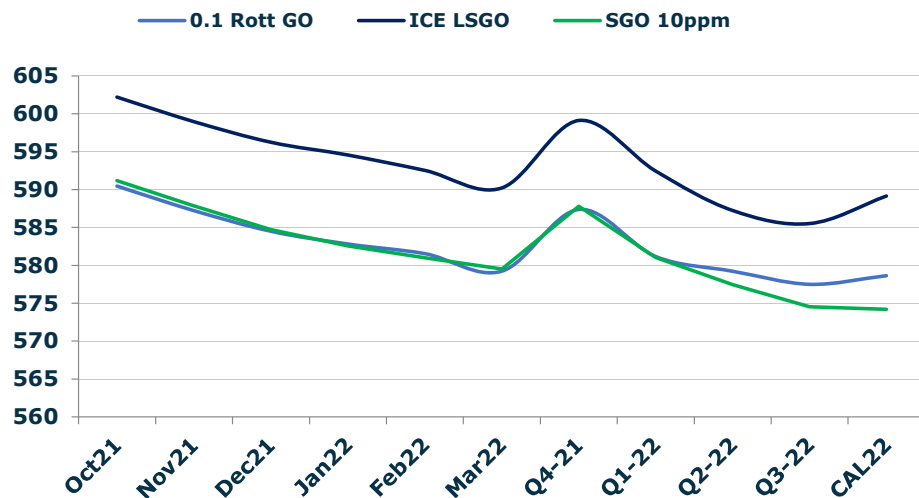
	Barges 3.5	S 380	Rott 0.5%	Sing 0.5%
Oct21/Nov21	6.75	11.25	3.00	5.50
Nov21/Dec21	6.00	7.50	2.75	4.25
Dec21/Jan22	3.25	4.50	2.50	3.25
Jan22/Feb22	2.00	2.50	2.50	2.75
Feb22/Mar22	2.00	2.25	2.25	2.75
Q4-21/Q1-22	11.50	15.67	7.76	10.69
Q1-22/Q2-22	6.00	6.25	6.83	7.67
Q2-22/Q3-22	6.17	5.58	6.75	6.83
CAL22/CAL23	13.50	13.50	10.2	12.18

### GASOIL CURVES

	Rott 0.1	SGO 10ppm	ICE GO
Oct21	590.5	591.2	602.2
Nov21	587.2	587.9	599.0
Dec21	584.5	584.7	596.3
Jan22	582.8	582.6	594.6
Feb22	581.6	581.0	592.6
Mar22	579.2	579.5	590.2
Q4-21	587.4	587.8	599.2
Q1-22	581.2	581.0	592.4
Q2-22	579.3	577.5	587.3
Q3-22	577.5	574.5	585.5
CAL22	578.7	574.2	589.2

### EW SPREAD

	EW380	EW0.5%
Oct21	24.50	23.50
Nov21	20.00	21.00
Dec21	18.50	19.50
Jan22	17.25	18.75
Feb22	16.75	18.50
Mar22	16.50	18.00
Q4-21	21.00	21.35
Q1-22	16.83	18.42
Q2-22	16.58	17.58
Q3-22	17.17	17.50
CAL22	17.25	17.77



### Contact US:

#### Luke Longhurst

Email: lukel@freightinvestor.com

Mobile: (+44) 7966 968761

#### Ricky Forman

Email: rickyf@freightinvestor.com

Mobile: (+44) 7868 708719

#### Sam Twyford

Email: samt@freightinvestor.com

Mobile: (+44) 7729 118643

#### Jessie Deng

Email: jessied@freightinvestor.com

Mobile: (+86) 13524516743

#### Jarryd Smith

Email: jarryds@freightinvestor.com

Mobile: (+65) 8798 4987

The information provided in this communication is not intended for retail clients. It is general in nature only and does not constitute advice or an offer to sell, or the solicitation of an offer to purchase any swap or other financial instruments, nor constitute any recommendation on our part. The information has been prepared without considering your investment objectives, financial situation, or knowledge and experience. This material is not a research report and is not intended as such. FIS is not responsible for any trading decisions taken based on this communication. Trading swaps and over-the-counter derivatives, exchange-traded derivatives, and options involve substantial risk and are not suitable for all investors. You are advised to perform an independent investigation to determine whether a transaction is suitable for you. No part of this material may be copied or duplicated in any form by any means or redistributed without our prior written consent. Freight Investor Services Ltd (FIS) is authorised and regulated by the Financial Conduct Authority (FRN: 211452) and is a member of the National Futures Association ("NFA"). Freight Investor Services PTE Ltd ('FIS PTE') is a private limited company, incorporated and registered in Singapore with company number 200603922G, and has subsidiary offices in India and Shanghai. Freight Investor Solutions DMCC ('FIS DMCC') is a private limited company, incorporated and registered in Dubai with company number DMCC1225. Further information about FIS including the location of its offices can be found on our website at [freightinvestorservices.com](http://freightinvestorservices.com)