



Fuel Oil Daily Evening Report

London +44 20 7090 1134 - info@freightinvestor.com | Singapore +65 6535 5189 - info@freightinvestor.asia | Shanghai +86 21 63012568

13 September 2021

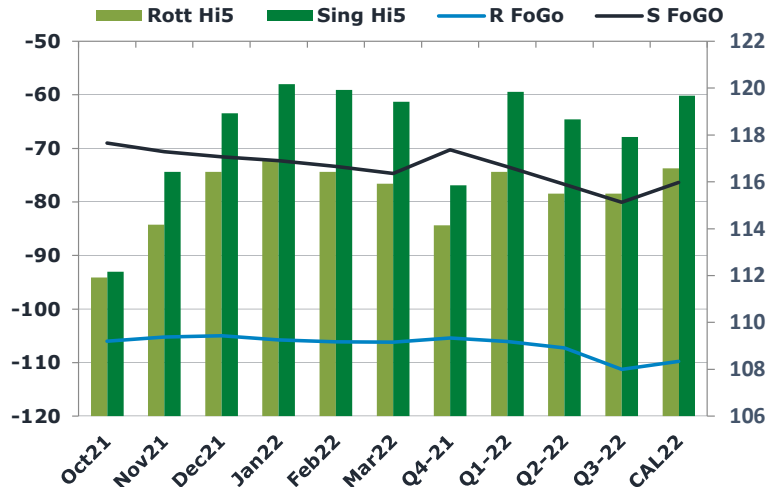
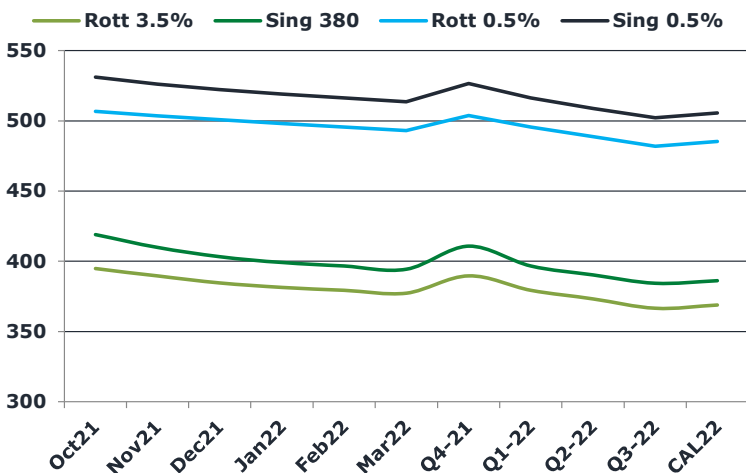
Oil and Energy Market News

Brent crude oil front month futures ended the day up 0.7% on Monday, printing \$73.42 at 1630BST. Highs in the day reached \$73.92 and lows touched \$72.69.

Brent

73.42

	Barges 3.5 %	Sing 380cst	Rott 0.5%	Sing 0.5%	Sing Hi5
Oct21	394.75	419.00	506.67	531.17	112
Nov21	389.50	409.75	503.67	526.17	116
Dec21	384.50	403.25	500.92	522.17	119
Jan22	381.25	399.00	498.17	519.17	120
Feb22	379.25	396.50	495.67	516.42	120
Mar22	377.25	394.25	493.17	513.67	119
Q4-21	389.60	410.65	503.75	526.50	116
Q1-22	379.25	396.58	495.67	516.42	120
Q2-22	373.17	390.25	488.67	508.92	119
Q3-22	366.42	384.25	481.92	502.17	118
CAL22	368.80	386.05	485.38	505.73	120



Fuel Oil Market News

The front crack opened at -10.20 this morning with the front Barges crack ended the day printing -10.60. The Cal 22 crack was valued at -10.95.

The Singapore FOGO ended the day trading at -69, with the Euro Fogo printing -106 on both front months, respectively.

	Rott GOFO	Sing GOFO	R FoGo	S FoGo	Rott Hi5
Oct21	217.92	181.17	-106.00	-69.00	112
Nov21	219.38	187.07	-105.20	-70.65	114
Dec21	221.44	190.51	-105.02	-71.59	116
Jan22	222.68	192.45	-105.76	-72.28	117
Feb22	222.55	193.31	-106.13	-73.39	116
Mar22	222.13	194.07	-106.20	-74.65	116
Q4-21	219.55	186.10	-105.40	-70.25	114
Q1-22	222.45	193.28	-106.03	-73.44	116
Q2-22	222.78	195.39	-107.28	-76.72	116
Q3-22	226.79	198.02	-111.29	-80.10	116
CAL22	226.33	196.02	-109.75	-76.34	117



Fuel Oil Daily Evening Report

London +44 20 7090 1134 - info@freightinvestor.com | Singapore +65 6535 5189 - info@freightinvestor.asia | Shanghai +86 21 63012568

13 September 2021

TIME SPREADS FUEL

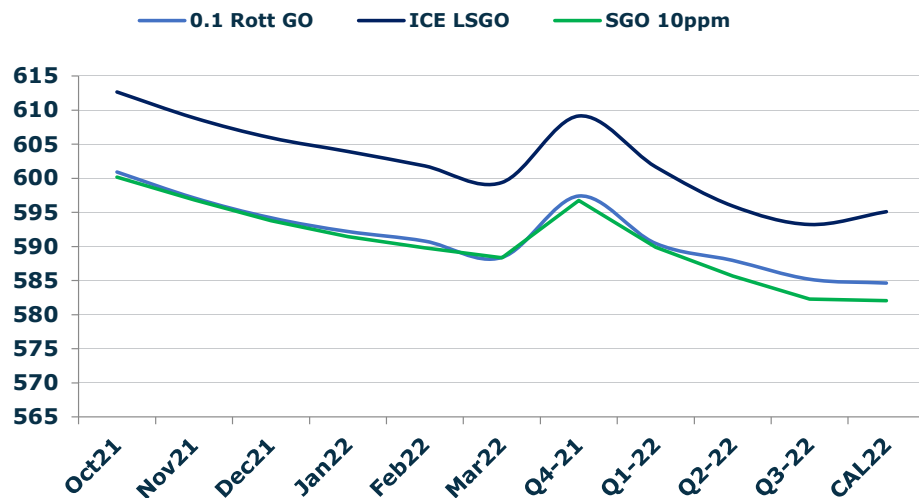
	Barges 3.5	S 380	Rott 0.5%	Sing 0.5%
Oct21/Nov21	5.25	9.25	3.00	5.00
Nov21/Dec21	5.00	6.50	2.75	4.00
Dec21/Jan22	3.25	4.25	2.75	3.00
Jan22/Feb22	2.00	2.50	2.50	2.75
Feb22/Mar22	2.00	2.25	2.50	2.75
Q4-21/Q1-22	10.35	14.07	8.08	10.08
Q1-22/Q2-22	6.08	6.33	7.00	7.50
Q2-22/Q3-22	6.75	6.00	6.75	6.75
CAL22/CAL23	13.50	13.50	10.1	14.68

GASOIL CURVES

	Rott 0.1	SGO 10ppm	ICE GO
Oct21	600.9	600.2	612.7
Nov21	597.1	596.8	608.9
Dec21	594.2	593.8	605.9
Jan22	592.2	591.5	603.9
Feb22	590.8	589.8	601.8
Mar22	588.4	588.3	599.4
Q4-21	597.4	596.7	609.2
Q1-22	590.5	589.9	601.7
Q2-22	588.0	585.6	596.0
Q3-22	585.2	582.3	593.2
CAL22	584.6	582.1	595.1

EW SPREAD

	EW380	EW0.5%
Oct21	24.25	24.50
Nov21	20.25	22.50
Dec21	18.75	21.25
Jan22	17.75	21.00
Feb22	17.25	20.75
Mar22	17.00	20.50
Q4-21	21.05	22.75
Q1-22	17.33	20.75
Q2-22	17.08	20.25
Q3-22	17.83	20.25
CAL22	17.25	20.35



Contact US:

Luke Longhurst

Email: lukel@freightinvestor.com

Mobile: (+44) 7966 968761

Ricky Forman

Email: rickyf@freightinvestor.com

Mobile: (+44) 7868 708719

Sam Twyford

Email: samt@freightinvestor.com

Mobile: (+44) 7729 118643

Jessie Deng

Email: jessied@freightinvestor.com

Mobile: (+86) 13524516743

Jarryd Smith

Email: jarryds@freightinvestor.com

Mobile: (+65) 8798 4987

The information provided in this communication is not intended for retail clients. It is general in nature only and does not constitute advice or an offer to sell, or the solicitation of an offer to purchase any swap or other financial instruments, nor constitute any recommendation on our part. The information has been prepared without considering your investment objectives, financial situation, or knowledge and experience. This material is not a research report and is not intended as such. FIS is not responsible for any trading decisions taken based on this communication. Trading swaps and over-the-counter derivatives, exchange-traded derivatives, and options involve substantial risk and are not suitable for all investors. You are advised to perform an independent investigation to determine whether a transaction is suitable for you. No part of this material may be copied or duplicated in any form by any means or redistributed without our prior written consent. Freight Investor Services Ltd (FIS) is authorised and regulated by the Financial Conduct Authority (FRN: 211452) and is a member of the National Futures Association ("NFA"). Freight Investor Services PTE Ltd ('FIS PTE') is a private limited company, incorporated and registered in Singapore with company number 200603922G, and has subsidiary offices in India and Shanghai. Freight Investor Solutions DMCC ('FIS DMCC') is a private limited company, incorporated and registered in Dubai with company number DMCC1225. Further information about FIS including the location of its offices can be found on our website at freightinvestorservices.com