



Fuel Oil Daily Evening Report

London +44 20 7090 1134 - info@freightinvestor.com | Singapore +65 6535 5189 - info@freightinvestor.asia | Shanghai +86 21 63012568

14 September 2021

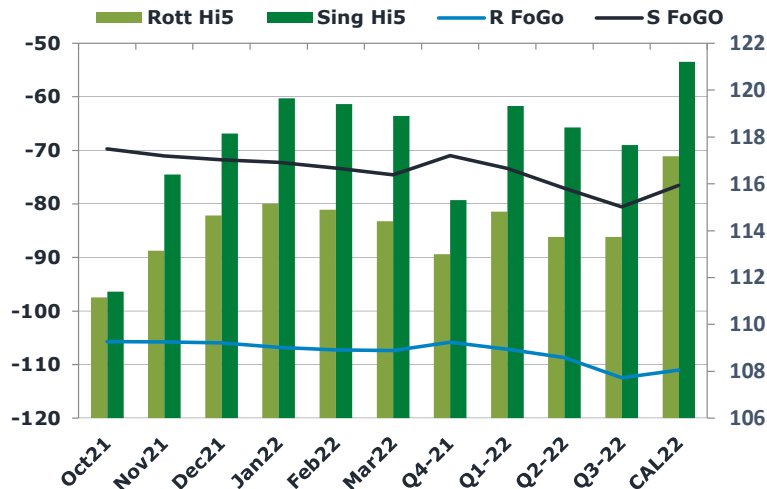
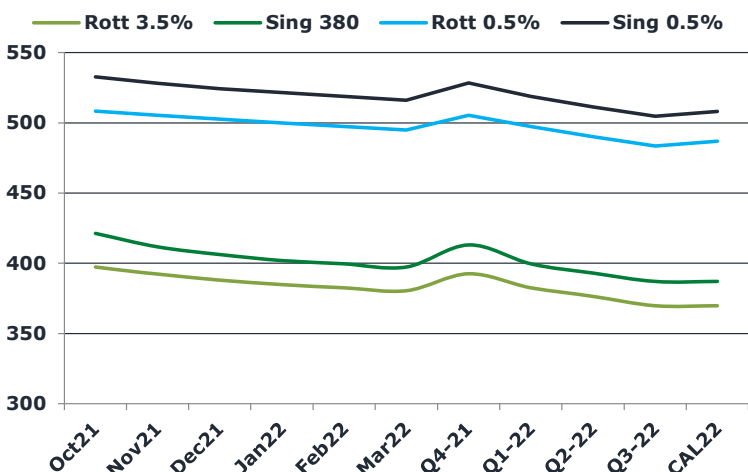
Oil and Energy Market News

Brent crude oil front month futures ended the day up 0.3% on Tuesday printing \$73.72 at 1630BST. Highs in the day reached \$74.28 and lows touched \$73.49.

Brent

73.72

	Barges 3.5 %	Sing 380cst	Rott 0.5%	Sing 0.5%	Sing Hi5
Oct21	397.20	421.20	508.35	532.60	111
Nov21	392.20	411.70	505.35	528.10	116
Dec21	387.95	406.20	502.60	524.35	118
Jan22	384.70	401.95	499.85	521.60	120
Feb22	382.45	399.45	497.35	518.85	119
Mar22	380.45	397.20	494.85	516.10	119
Q4-21	392.45	413.05	505.45	528.35	115
Q1-22	382.53	399.53	497.35	518.85	119
Q2-22	376.37	392.95	490.10	511.35	118
Q3-22	369.62	386.95	483.35	504.60	118
CAL22	369.70	386.95	486.87	508.16	121



Fuel Oil Market News

The front crack opened at -10.60 this morning with the front Barges crack ended the day printing -10.50. The Cal 22 crack was valued at -10.75.

The Singapore FOGO ended the day trading at -69.75, with the Euro Fogo printing -105.75 on both front months, respectively.

	Rott GOFO	Sing GOFO	R FoGo	S FoGo	Rott Hi5
Oct21	216.90	181.15	-105.75	-69.75	111
Nov21	218.93	187.45	-105.77	-71.05	113
Dec21	220.57	189.89	-105.92	-71.74	115
Jan22	221.94	191.91	-106.79	-72.26	115
Feb22	222.19	192.70	-107.29	-73.29	115
Mar22	221.80	193.46	-107.40	-74.55	114
Q4-21	218.80	186.30	-105.80	-71.00	113
Q1-22	221.98	192.69	-107.16	-73.37	115
Q2-22	222.43	195.50	-108.70	-77.09	114
Q3-22	226.19	198.19	-112.46	-80.54	114
CAL22	228.17	197.73	-111.00	-76.52	117



Fuel Oil Daily Evening Report

London +44 20 7090 1134 - info@freightinvestor.com | Singapore +65 6535 5189 - info@freightinvestor.asia | Shanghai +86 21 63012568

14 September 2021

TIME SPREADS FUEL

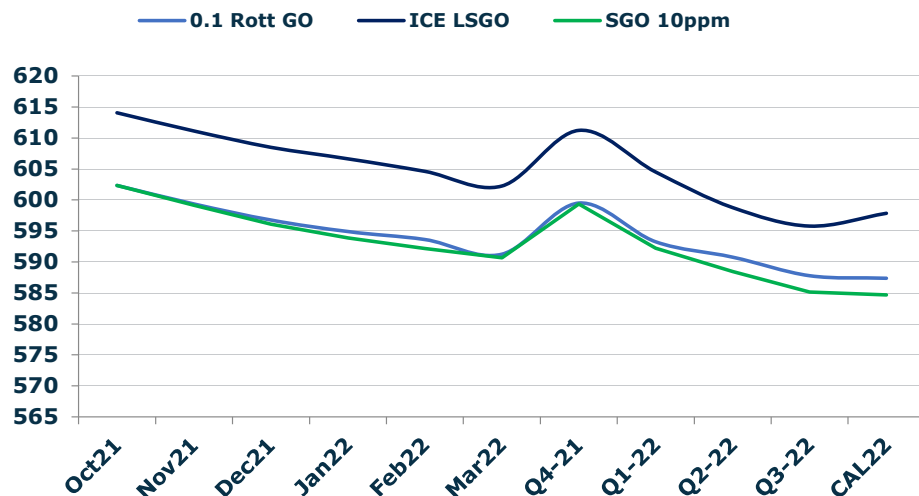
	Barges 3.5	S 380	Rott 0.5%	Sing 0.5%
Oct21/Nov21	5.00	9.50	3.00	4.50
Nov21/Dec21	4.25	5.50	2.75	3.75
Dec21/Jan22	3.25	4.25	2.75	2.75
Jan22/Feb22	2.25	2.50	2.50	2.75
Feb22/Mar22	2.00	2.25	2.50	2.75
Q4-21/Q1-22	9.92	13.52	8.10	9.50
Q1-22/Q2-22	6.17	6.58	7.25	7.50
Q2-22/Q3-22	6.75	6.00	6.75	6.75
CAL22/CAL23	13.50	13.50	10.7	16.21

GASOIL CURVES

	Rott 0.1	SGO 10ppm	ICE GO
Oct21	602.4	602.4	614.1
Nov21	599.4	599.1	611.1
Dec21	596.8	596.1	608.5
Jan22	594.9	593.9	606.6
Feb22	593.6	592.1	604.6
Mar22	591.3	590.7	602.3
Q4-21	599.5	599.4	611.3
Q1-22	593.3	592.2	604.5
Q2-22	590.8	588.4	598.8
Q3-22	587.8	585.1	595.8
CAL22	587.4	584.7	597.9

EW SPREAD

	EW380	EW0.5%
Oct21	24.00	24.25
Nov21	19.50	22.75
Dec21	18.25	21.75
Jan22	17.25	21.75
Feb22	17.00	21.50
Mar22	16.75	21.25
Q4-21	20.60	22.90
Q1-22	17.00	21.50
Q2-22	16.58	21.25
Q3-22	17.33	21.25
CAL22	17.25	21.29



Contact US:

Luke Longhurst

Email: lukel@freightinvestor.com

Mobile: (+44) 7966 968761

Ricky Forman

Email: rickyf@freightinvestor.com

Mobile: (+44) 7868 708719

Sam Twyford

Email: samt@freightinvestor.com

Mobile: (+44) 7729 118643

Jessie Deng

Email: jessied@freightinvestor.com

Mobile: (+86) 13524516743

Jarryd Smith

Email: jarryds@freightinvestor.com

Mobile: (+65) 8798 4987

The information provided in this communication is not intended for retail clients. It is general in nature only and does not constitute advice or an offer to sell, or the solicitation of an offer to purchase any swap or other financial instruments, nor constitute any recommendation on our part. The information has been prepared without considering your investment objectives, financial situation, or knowledge and experience. This material is not a research report and is not intended as such. FIS is not responsible for any trading decisions taken based on this communication. Trading swaps and over-the-counter derivatives, exchange-traded derivatives, and options involve substantial risk and are not suitable for all investors. You are advised to perform an independent investigation to determine whether a transaction is suitable for you. No part of this material may be copied or duplicated in any form by any means or redistributed without our prior written consent. Freight Investor Services Ltd (FIS) is authorised and regulated by the Financial Conduct Authority (FRN: 211452) and is a member of the National Futures Association ("NFA"). Freight Investor Services PTE Ltd ('FIS PTE') is a private limited company, incorporated and registered in Singapore with company number 200603922G, and has subsidiary offices in India and Shanghai. Freight Investor Solutions DMCC ('FIS DMCC') is a private limited company, incorporated and registered in Dubai with company number DMCC1225. Further information about FIS including the location of its offices can be found on our website at freightinvestorservices.com