



Fuel Oil Daily Evening Report

London +44 20 7090 1134 - info@freightinvestor.com | Singapore +65 6535 5189 - info@freightinvestor.asia | Shanghai +86 21 63012568

20 September 2021

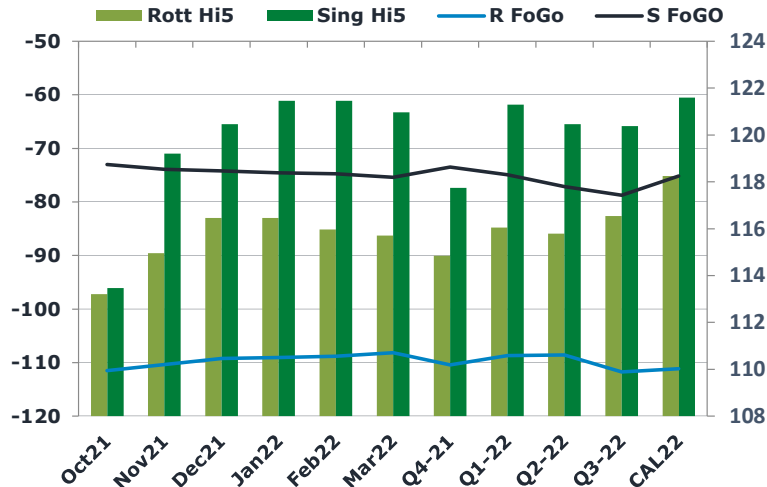
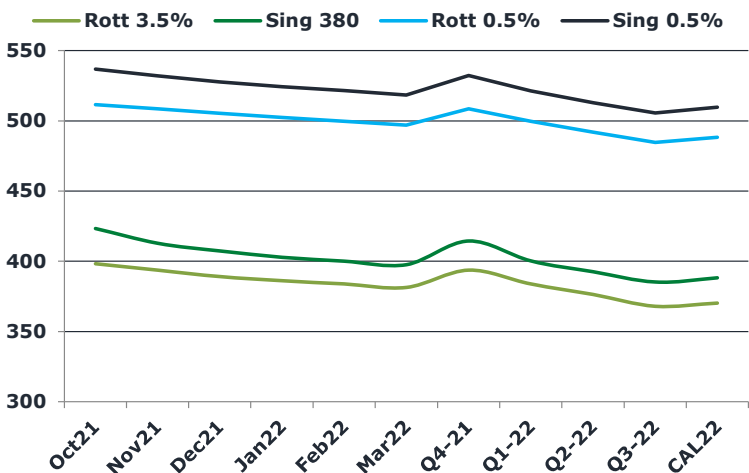
Oil and Energy Market News

Brent crude oil front month futures ended the day down 1.3% on Monday printing \$74.36 at 1650BST. Highs in the day reached \$75.40 and lows touched \$73.58.

Brent

74.36

	Barges 3.5 %	Sing 380cst	Rott 0.5%	Sing 0.5%	Sing Hi5
Oct21	398.30	423.30	511.51	536.76	113
Nov21	393.55	412.80	508.51	532.01	119
Dec21	389.05	407.30	505.51	527.76	120
Jan22	386.05	402.80	502.51	524.26	121
Feb22	383.80	400.05	499.76	521.51	121
Mar22	381.30	397.55	497.01	518.51	121
Q4-21	393.65	414.45	508.50	532.20	118
Q1-22	383.72	400.13	499.76	521.43	121
Q2-22	376.22	392.55	492.01	513.01	120
Q3-22	367.97	385.13	484.51	505.51	120
CAL22	370.10	388.10	488.34	509.70	122



Fuel Oil Market News

The front crack opened at -10.60 this morning with the front Barges crack ended the day printing -10.75. The Cal 22 crack was valued at -10.50.

The Singapore FOGO ended the day trading at -73.00, with the Euro Fogo printing -111.75 on both front months, respectively.

	Rott GOFO	Sing GOFO	R FoGo	S FoGo	Rott Hi5
Oct21	224.71	186.46	-111.50	-73.00	113
Nov21	225.33	193.09	-110.36	-73.88	115
Dec21	225.69	194.64	-109.23	-74.18	116
Jan22	225.54	196.01	-109.07	-74.55	116
Feb22	224.76	196.23	-108.80	-74.77	116
Mar22	223.88	196.34	-108.16	-75.38	116
Q4-21	225.25	191.24	-110.40	-73.49	115
Q1-22	224.72	196.19	-108.68	-74.90	116
Q2-22	224.34	197.57	-108.54	-77.11	116
Q3-22	228.33	199.12	-111.78	-78.75	117
CAL22	229.38	196.78	-111.13	-75.18	118

FIS Fuel Oil Daily Evening Report

London +44 20 7090 1134 - info@freightinvestor.com | Singapore +65 6535 5189 - info@freightinvestor.asia | Shanghai +86 21 63012568

20 September 2021

TIME SPREADS FUEL

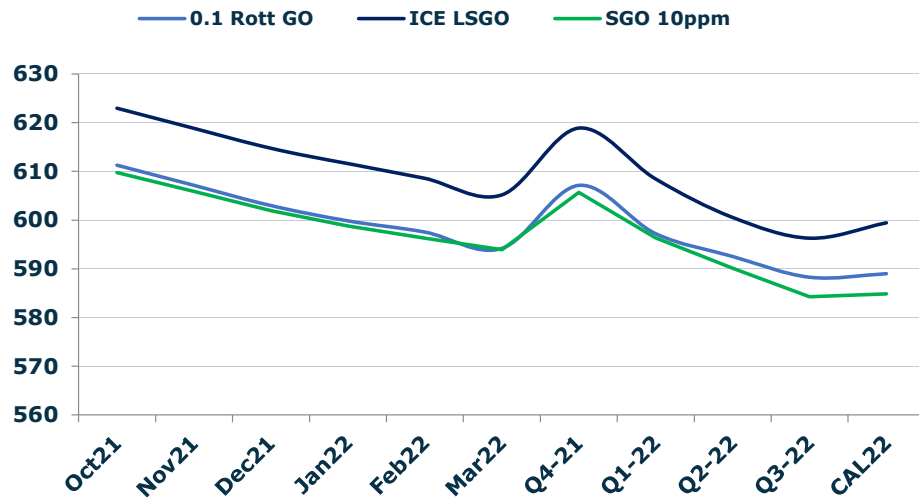
	Barges 3.5	S 380	Rott 0.5%	Sing 0.5%
Oct21/Nov21	4.75	10.50	3.00	4.75
Nov21/Dec21	4.50	5.50	3.00	4.25
Dec21/Jan22	3.00	4.50	3.00	3.50
Jan22/Feb22	2.25	2.75	2.75	2.75
Feb22/Mar22	2.50	2.50	2.75	3.00
Q4-21/Q1-22	9.93	14.32	8.74	10.77
Q1-22/Q2-22	7.50	7.58	7.75	8.42
Q2-22/Q3-22	8.25	7.42	7.50	7.50
CAL22/CAL23	13.50	13.50	11.7	16.60

GASOIL CURVES

	Rott 0.1	SGO 10ppm	ICE GO
Oct21	611.3	609.8	623.0
Nov21	607.1	605.9	618.9
Dec21	603.0	601.9	614.7
Jan22	599.8	598.8	611.6
Feb22	597.6	596.3	608.6
Mar22	594.2	593.9	605.2
Q4-21	607.2	605.7	618.9
Q1-22	597.2	596.3	608.4
Q2-22	592.6	590.1	600.6
Q3-22	588.3	584.3	596.3
CAL22	589.0	584.9	599.5

EW SPREAD

	EW380	EW0.5%
Oct21	25.00	25.25
Nov21	19.25	23.50
Dec21	18.25	22.25
Jan22	16.75	21.75
Feb22	16.25	21.75
Mar22	16.25	21.50
Q4-21	20.80	23.70
Q1-22	16.42	21.67
Q2-22	16.33	21.00
Q3-22	17.17	21.00
CAL22	18.00	21.35



Contact US:

Luke Longhurst

Email: lukel@freightinvestor.com

Mobile: (+44) 7966 968761

Ricky Forman

Email: rickyf@freightinvestor.com

Mobile: (+44) 7868 708719

Sam Twyford

Email: samt@freightinvestor.com

Mobile: (+44) 7729 118643

Jessie Deng

Email: jessied@freightinvestor.com

Mobile: (+86) 13524516743

Jarryd Smith

Email: jarryds@freightinvestor.com

Mobile: (+65) 8798 4987

The information provided in this communication is not intended for retail clients. It is general in nature only and does not constitute advice or an offer to sell, or the solicitation of an offer to purchase any swap or other financial instruments, nor constitute any recommendation on our part. The information has been prepared without considering your investment objectives, financial situation, or knowledge and experience. This material is not a research report and is not intended as such. FIS is not responsible for any trading decisions taken based on this communication. Trading swaps and over-the-counter derivatives, exchange-traded derivatives, and options involve substantial risk and are not suitable for all investors. You are advised to perform an independent investigation to determine whether a transaction is suitable for you. No part of this material may be copied or duplicated in any form by any means or redistributed without our prior written consent. Freight Investor Services Ltd (FIS) is authorised and regulated by the Financial Conduct Authority (FRN: 211452) and is a member of the National Futures Association ("NFA"). Freight Investor Services PTE Ltd ('FIS PTE') is a private limited company, incorporated and registered in Singapore with company number 200603922G, and has subsidiary offices in India and Shanghai. Freight Investor Solutions DMCC ('FIS DMCC') is a private limited company, incorporated and registered in Dubai with company number DMCC1225. Further information about FIS including the location of its offices can be found on our website at freightinvestorservices.com