



# Fuel Oil Daily Evening Report

London +44 20 7090 1134 - info@freightinvestor.com | Singapore +65 6535 5189 - info@freightinvestor.asia | Shanghai +86 21 63012568

## 23 September 2021

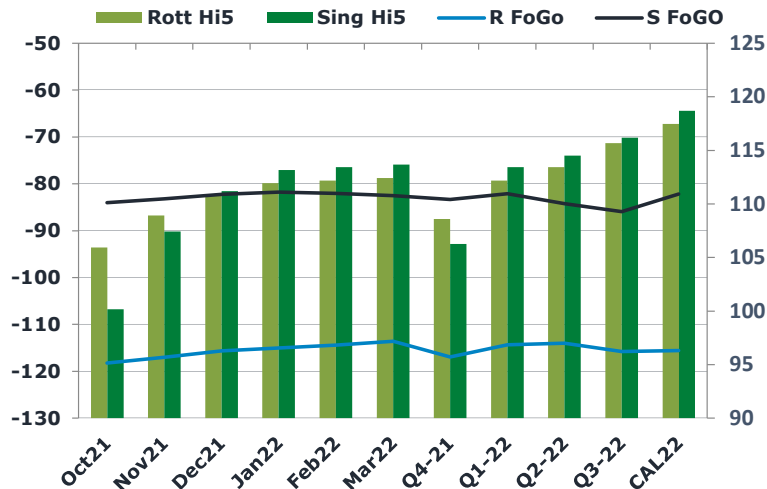
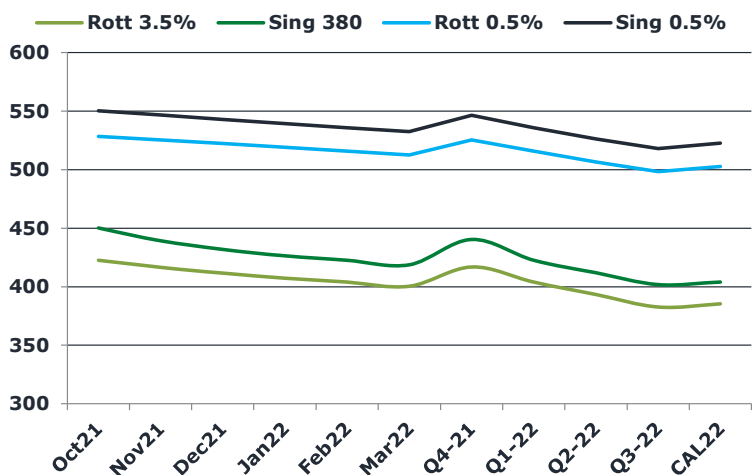
### Oil and Energy Market News

Brent crude oil front month futures ended the day up 1.16% on Thursday printing \$77.07 at 1635BST. Highs in the day reached \$77.13 and lows touched \$75.60.

### Brent

77.07

	Barges 3.5 %	Sing 380cst	Rott 0.5%	Sing 0.5%	Sing Hi5
Oct21	422.50	450.00	528.43	550.18	100
Nov21	416.50	439.25	525.43	546.68	107
Dec21	411.50	431.75	522.43	542.93	111
Jan22	407.25	426.25	519.18	539.43	113
Feb22	403.75	422.50	515.93	535.93	113
Mar22	400.25	418.75	512.68	532.43	114
Q4-21	416.85	440.35	525.45	546.60	106
Q1-22	403.75	422.50	515.93	535.93	113
Q2-22	393.25	411.75	506.68	526.27	115
Q3-22	382.50	401.75	498.18	517.93	116
CAL22	385.20	403.95	502.68	522.64	119



### Fuel Oil Market News

The front crack opened at -9.85 this morning with the front Barges crack ended the day printing -9.70. The Cal 22 crack was valued at -10.50.

The Singapore FOGO ended the day trading at -84, with the Euro Fogo printing -118.25 on both front months, respectively.

	Rott GOFO	Sing GOFO	R FoGo	S FoGo	Rott Hi5
Oct21	224.18	184.18	-118.25	-84.00	106
Nov21	225.96	190.61	-117.03	-83.18	109
Dec21	226.58	193.42	-115.65	-82.24	111
Jan22	226.99	194.97	-115.06	-81.79	112
Feb22	226.58	195.44	-114.39	-82.01	112
Mar22	226.08	196.21	-113.64	-82.53	112
Q4-21	225.55	189.55	-116.95	-83.30	109
Q1-22	226.55	195.54	-114.36	-82.11	112
Q2-22	227.41	198.77	-113.98	-84.25	113
Q3-22	231.44	202.14	-115.75	-85.95	116
CAL22	233.09	200.87	-115.61	-82.18	117

# FIS Fuel Oil Daily Evening Report

London +44 20 7090 1134 - info@freightinvestor.com | Singapore +65 6535 5189 - info@freightinvestor.asia | Shanghai +86 21 63012568

## 23 September 2021

### TIME SPREADS FUEL

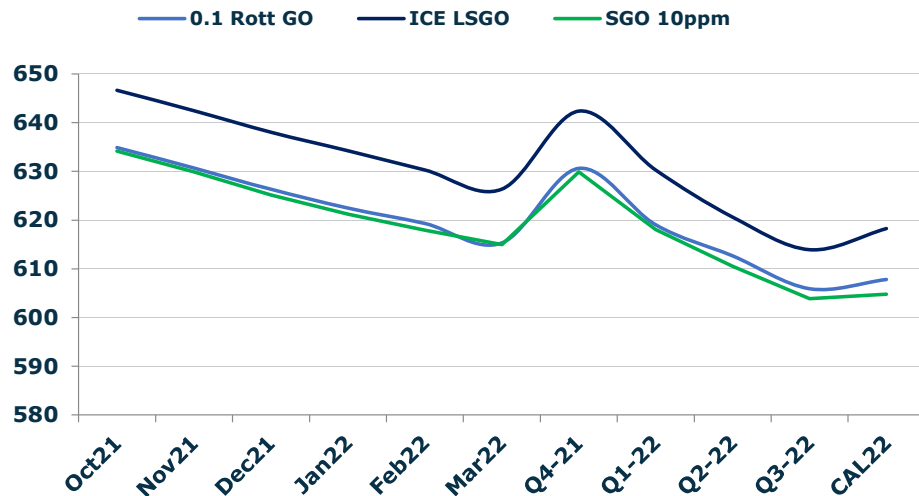
	Barges 3.5	S 380	Rott 0.5%	Sing 0.5%
Oct21/Nov21	6.00	10.75	3.00	3.50
Nov21/Dec21	5.00	7.50	3.00	3.75
Dec21/Jan22	4.25	5.50	3.25	3.50
Jan22/Feb22	3.50	3.75	3.25	3.50
Feb22/Mar22	3.50	3.75	3.25	3.50
Q4-21/Q1-22	13.10	17.85	9.52	10.67
Q1-22/Q2-22	10.50	10.75	9.25	9.67
Q2-22/Q3-22	10.75	10.00	8.50	8.33
CAL22/CAL23	16.00	16.00	13.5	13.44

### GASOIL CURVES

	Rott 0.1	SGO 10ppm	ICE GO
Oct21	634.9	634.2	646.7
Nov21	630.7	629.9	642.5
Dec21	626.3	625.2	638.1
Jan22	622.5	621.2	634.2
Feb22	619.3	617.9	630.3
Mar22	615.3	615.0	626.3
Q4-21	630.7	629.9	642.4
Q1-22	619.0	618.0	630.3
Q2-22	612.7	610.5	620.7
Q3-22	605.9	603.9	613.9
CAL22	607.8	604.8	618.3

### EW SPREAD

	EW380	EW0.5%
Oct21	27.50	21.75
Nov21	22.75	21.25
Dec21	20.25	20.50
Jan22	19.00	20.25
Feb22	18.75	20.00
Mar22	18.50	19.75
Q4-21	23.50	21.15
Q1-22	18.75	20.00
Q2-22	18.50	19.58
Q3-22	19.25	19.75
CAL22	18.75	19.96



### Contact US:

#### Luke Longhurst

Email: lukel@freightinvestor.com

Mobile: (+44) 7966 968761

#### Ricky Forman

Email: rickyf@freightinvestor.com

Mobile: (+44) 7868 708719

#### Sam Twyford

Email: samt@freightinvestor.com

Mobile: (+44) 7729 118643

#### Jessie Deng

Email: jessied@freightinvestor.com

Mobile: (+86) 13524516743

#### Jarryd Smith

Email: jarryds@freightinvestor.com

Mobile: (+65) 8798 4987

The information provided in this communication is not intended for retail clients. It is general in nature only and does not constitute advice or an offer to sell, or the solicitation of an offer to purchase any swap or other financial instruments, nor constitute any recommendation on our part. The information has been prepared without considering your investment objectives, financial situation, or knowledge and experience. This material is not a research report and is not intended as such. FIS is not responsible for any trading decisions taken based on this communication. Trading swaps and over-the-counter derivatives, exchange-traded derivatives, and options involve substantial risk and are not suitable for all investors. You are advised to perform an independent investigation to determine whether a transaction is suitable for you. No part of this material may be copied or duplicated in any form by any means or redistributed without our prior written consent. Freight Investor Services Ltd (FIS) is authorised and regulated by the Financial Conduct Authority (FRN: 211452) and is a member of the National Futures Association ("NFA"). Freight Investor Services PTE Ltd ('FIS PTE') is a private limited company, incorporated and registered in Singapore with company number 200603922G, and has subsidiary offices in India and Shanghai. Freight Investor Solutions DMCC ('FIS DMCC') is a private limited company, incorporated and registered in Dubai with company number DMCC1225. Further information about FIS including the location of its offices can be found on our website at [freightinvestorservices.com](http://freightinvestorservices.com)