



Fuel Oil Daily Evening Report

London +44 20 7090 1134 - info@freightinvestor.com | Singapore +65 6535 5189 - info@freightinvestor.asia | Shanghai +86 21 63012568

29 September 2021

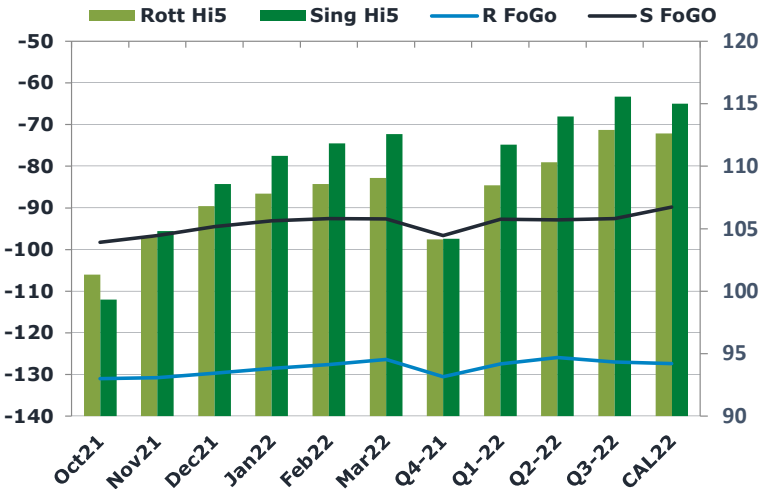
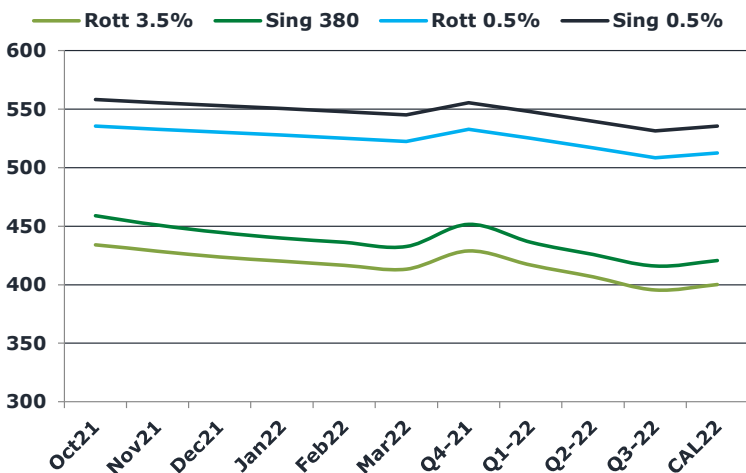
Oil and Energy Market News

Brent crude oil front month futures ended the day down 0.19% on Wednesday printing \$78.94 at 1640BST. Highs in the day reached \$79.40 and lows touched \$77.50.

Brent

78.94

	Barges 3.5 %	Sing 380cst	Rott 0.5%	Sing 0.5%	Sing Hi5
Oct21	434.05	458.80	535.37	558.12	99
Nov21	428.55	450.80	532.87	555.62	105
Dec21	423.55	444.55	530.37	553.12	109
Jan22	420.05	439.80	527.87	550.62	111
Feb22	416.55	436.05	525.12	547.87	112
Mar22	413.30	432.55	522.37	545.12	113
Q4-21	428.70	451.40	532.85	555.60	104
Q1-22	416.63	436.13	525.12	547.87	112
Q2-22	406.55	425.63	516.87	539.62	114
Q3-22	395.47	415.80	508.37	531.37	116
CAL22	400.00	420.50	512.62	535.49	115



Fuel Oil Market News

The front crack opened at -10.05 this morning with the front Barges crack ended the day printing -9.80. The Cal 22 crack was valued at -10.25.

The Singapore FOGO ended the day trading at -98.25, with the Euro Fogo printing -131 on both front months, respectively.

	Rott GOFO	Sing GOFO	R FoGo	S FoGo	Rott Hi5
Oct21	232.32	197.57	-131.00	-98.25	101
Nov21	235.12	201.47	-130.80	-96.65	104
Dec21	236.52	203.03	-129.70	-94.46	107
Jan22	236.31	203.90	-128.49	-93.09	108
Feb22	236.16	204.38	-127.59	-92.56	109
Mar22	235.44	205.19	-126.37	-92.63	109
Q4-21	234.65	200.85	-130.50	-96.65	104
Q1-22	235.97	204.49	-127.49	-92.76	108
Q2-22	236.26	206.85	-125.95	-92.86	110
Q3-22	239.92	208.16	-127.01	-92.59	113
CAL22	240.00	204.86	-127.38	-89.86	113

FIS Fuel Oil Daily Evening Report

London +44 20 7090 1134 - info@freightinvestor.com | Singapore +65 6535 5189 - info@freightinvestor.asia | Shanghai +86 21 63012568

29 September 2021

TIME SPREADS FUEL

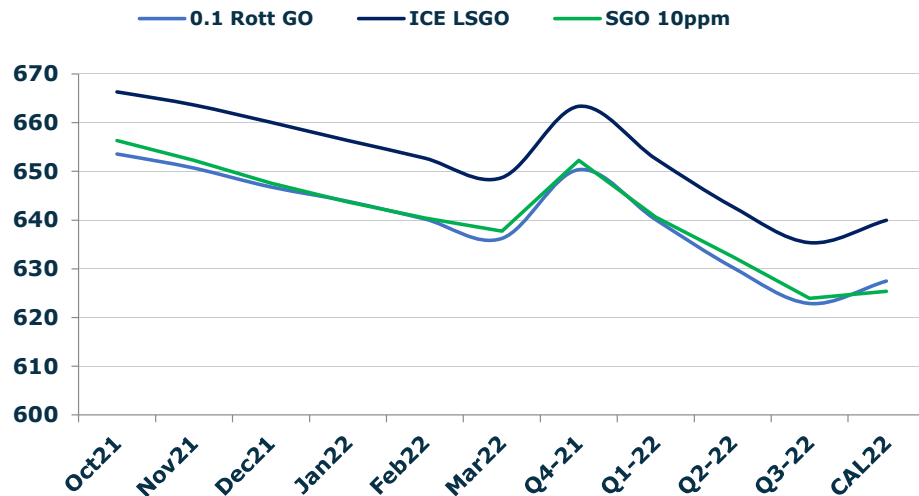
	Barges 3.5	S 380	Rott 0.5%	Sing 0.5%
Oct21/Nov21	5.50	8.00	2.50	2.50
Nov21/Dec21	5.00	6.25	2.50	2.50
Dec21/Jan22	3.50	4.75	2.50	2.50
Jan22/Feb22	3.50	3.75	2.75	2.75
Feb22/Mar22	3.25	3.50	2.75	2.75
Q4-21/Q1-22	12.07	15.27	7.73	7.73
Q1-22/Q2-22	10.08	10.50	8.25	8.25
Q2-22/Q3-22	11.08	9.83	8.50	8.25
CAL22/CAL23	16.00	16.00	8.6	23.74

GASOIL CURVES

	Rott 0.1	SGO 10ppm	ICE GO
Oct21	653.6	656.4	666.4
Nov21	650.7	652.3	663.7
Dec21	646.8	647.6	660.1
Jan22	643.9	643.7	656.4
Feb22	640.2	640.4	652.7
Mar22	636.2	637.7	648.7
Q4-21	650.4	652.2	663.4
Q1-22	640.1	640.6	652.6
Q2-22	630.3	632.5	642.8
Q3-22	622.9	624.0	635.4
CAL22	627.5	625.4	640.0

EW SPREAD

	EW380	EW0.5%
Oct21	24.75	22.75
Nov21	22.25	22.75
Dec21	21.00	22.75
Jan22	19.75	22.75
Feb22	19.50	22.75
Mar22	19.25	22.75
Q4-21	22.70	22.75
Q1-22	19.50	22.75
Q2-22	19.08	22.75
Q3-22	20.33	23.00
CAL22	20.50	22.88



Contact US:

Luke Longhurst

Email: lukel@freightinvestor.com

Mobile: (+44) 7966 968761

Ricky Forman

Email: rickyf@freightinvestor.com

Mobile: (+44) 7868 708719

Sam Twyford

Email: samt@freightinvestor.com

Mobile: (+44) 7729 118643

Jessie Deng

Email: jessied@freightinvestor.com

Mobile: (+86) 13524516743

Jarryd Smith

Email: jarryds@freightinvestor.com

Mobile: (+65) 8798 4987

The information provided in this communication is not intended for retail clients. It is general in nature only and does not constitute advice or an offer to sell, or the solicitation of an offer to purchase any swap or other financial instruments, nor constitute any recommendation on our part. The information has been prepared without considering your investment objectives, financial situation, or knowledge and experience. This material is not a research report and is not intended as such. FIS is not responsible for any trading decisions taken based on this communication. Trading swaps and over-the-counter derivatives, exchange-traded derivatives, and options involve substantial risk and are not suitable for all investors. You are advised to perform an independent investigation to determine whether a transaction is suitable for you. No part of this material may be copied or duplicated in any form by any means or redistributed without our prior written consent. Freight Investor Services Ltd (FIS) is authorised and regulated by the Financial Conduct Authority (FRN: 211452) and is a member of the National Futures Association ("NFA"). Freight Investor Services PTE Ltd ('FIS PTE') is a private limited company, incorporated and registered in Singapore with company number 200603922G, and has subsidiary offices in India and Shanghai. Freight Investor Solutions DMCC ('FIS DMCC') is a private limited company, incorporated and registered in Dubai with company number DMCC1225. Further information about FIS including the location of its offices can be found on our website at freightinvestorservices.com