



# Fuel Oil Daily Evening Report

London +44 20 7090 1134 - info@freightinvestor.com | Singapore +65 6535 5189 - info@freightinvestor.asia | Shanghai +86 21 63012568

## 01 October 2021

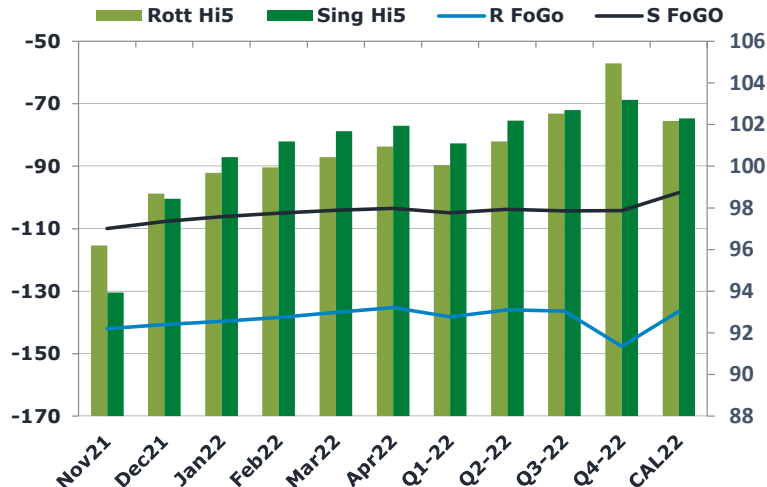
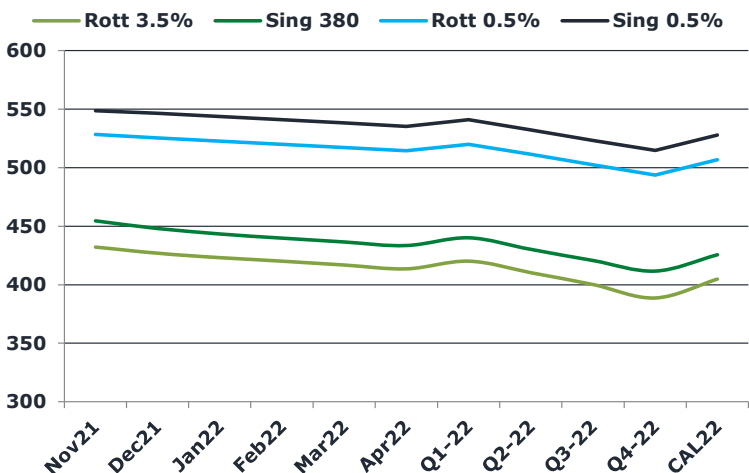
### Oil and Energy Market News

Brent crude oil front month futures ended the day up 0.18% on Friday printing \$78.43 at 1640BST. Highs in the day reached \$78.87 and lows touched \$77.55.

### Brent

**78.43**

	Barges 3.5 %	Sing 380cst	Rott 0.5%	Sing 0.5%	Sing Hi5
Nov21	432.05	454.55	528.24	548.49	94
Dec21	426.80	448.05	525.49	546.49	98
Jan22	423.05	443.30	522.74	543.74	100
Feb22	420.05	439.80	519.99	540.99	101
Mar22	416.80	436.55	517.24	538.24	102
Apr22	413.55	433.30	514.49	535.24	102
Q1-22	419.95	439.90	520.00	541.00	101
Q2-22	410.30	430.05	511.49	532.24	102
Q3-22	399.97	420.55	502.49	523.24	103
Q4-22	388.63	411.55	493.57	514.74	103
CAL22	404.72	425.51	506.88	527.80	102



### Fuel Oil Market News

The front crack opened at -9.90 this morning with the front Barges crack ended the day printing -9.60. The Cal 22 crack was valued at -9.50.

The Singapore FOGO ended the day trading at -110, with the Euro Fogo printing -142 on both front months, respectively.

	Rott GOFO	Sing GOFO	R FoGo	S FoGo	Rott Hi5
Nov21	238.19	203.94	-142.00	-110.00	96
Dec21	239.35	206.12	-140.66	-107.68	99
Jan22	239.38	206.62	-139.69	-106.18	100
Feb22	238.35	206.25	-138.41	-105.06	100
Mar22	237.19	205.77	-136.76	-104.08	100
Apr22	236.24	205.45	-135.30	-103.51	101
Q1-22	238.30	206.02	-138.25	-104.92	100
Q2-22	237.17	205.99	-135.98	-103.80	101
Q3-22	238.94	207.02	-136.41	-104.33	103
Q4-22	252.66	207.38	-147.72	-104.19	105
CAL22	238.66	200.79	-136.50	-98.50	102



# Fuel Oil Daily Evening Report

London +44 20 7090 1134 - info@freightinvestor.com | Singapore +65 6535 5189 - info@freightinvestor.asia | Shanghai +86 21 63012568

## 01 October 2021

### TIME SPREADS FUEL

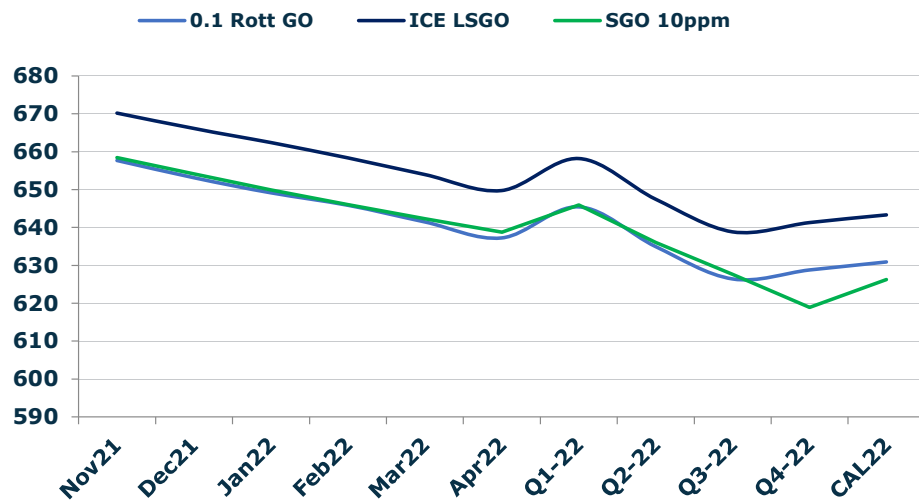
	Barges 3.5	S 380	Rott 0.5%	Sing 0.5%
Nov21/Dec21	5.25	6.50	2.75	2.00
Dec21/Jan22	3.75	4.75	2.75	2.75
Jan22/Feb22	3.00	3.50	2.75	2.75
Feb22/Mar22	3.25	3.25	2.75	2.75
Mar22/Apr22	3.25	3.25	2.75	3.00
Q1-22/Q2-22	9.65	9.85	8.51	8.76
Q2-22/Q3-22	10.33	9.50	9.00	9.00
Q3-22/Q4-22	11.33	9.00	8.92	8.50
CAL22/CAL23	16.00	16.00	-1.8	11.04

### GASOIL CURVES

	Rott 0.1	SGO 10ppm	ICE GO
Nov21	657.7	658.5	670.2
Dec21	653.1	654.2	666.1
Jan22	649.2	649.9	662.4
Feb22	645.9	646.0	658.4
Mar22	641.5	642.3	654.0
Apr22	637.3	638.7	649.8
Q1-22	645.5	645.9	658.3
Q2-22	635.0	636.0	647.5
Q3-22	626.4	627.6	638.9
Q4-22	628.8	618.9	641.3
CAL22	630.9	626.3	643.4

### EW SPREAD

	EW380	EW0.5%
Nov21	22.50	20.25
Dec21	21.25	21.00
Jan22	20.25	21.00
Feb22	19.75	21.00
Mar22	19.75	21.00
Apr22	19.75	20.75
Q1-22	19.95	21.00
Q2-22	19.75	20.75
Q3-22	20.58	20.75
Q4-22	22.92	21.17
CAL22	19.75	20.92



### Contact US:

#### Luke Longhurst

Email: lukel@freightinvestor.com

Mobile: (+44) 7966 968761

#### Ricky Forman

Email: rickyf@freightinvestor.com

Mobile: (+44) 7868 708719

#### Sam Twyford

Email: samt@freightinvestor.com

Mobile: (+44) 7729 118643

#### Jessie Deng

Email: jessied@freightinvestor.com

Mobile: (+86) 13524516743

#### Jarryd Smith

Email: jarryds@freightinvestor.com

Mobile: (+65) 8798 4987

The information provided in this communication is not intended for retail clients. It is general in nature only and does not constitute advice or an offer to sell, or the solicitation of an offer to purchase any swap or other financial instruments, nor constitute any recommendation on our part. The information has been prepared without considering your investment objectives, financial situation, or knowledge and experience. This material is not a research report and is not intended as such. FIS is not responsible for any trading decisions taken based on this communication. Trading swaps and over-the-counter derivatives, exchange-traded derivatives, and options involve substantial risk and are not suitable for all investors. You are advised to perform an independent investigation to determine whether a transaction is suitable for you. No part of this material may be copied or duplicated in any form by any means or redistributed without our prior written consent. Freight Investor Services Ltd (FIS) is authorised and regulated by the Financial Conduct Authority (FRN: 211452) and is a member of the National Futures Association ("NFA"). Freight Investor Services PTE Ltd ('FIS PTE') is a private limited company, incorporated and registered in Singapore with company number 200603922G, and has subsidiary offices in India and Shanghai. Freight Investor Solutions DMCC ('FIS DMCC') is a private limited company, incorporated and registered in Dubai with company number DMCC1225. Further information about FIS including the location of its offices can be found on our website at [freightinvestorservices.com](http://freightinvestorservices.com)