

FIS Fuel Oil Daily Evening Report

London +44 20 7090 1134 - info@freightinvestor.com | Singapore +65 6535 5189 - info@freightinvestor.asia | Shanghai +86 21 63012568

04 October 2021

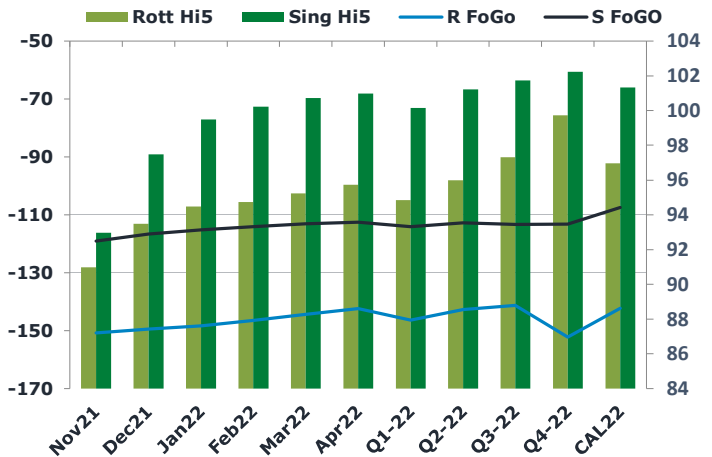
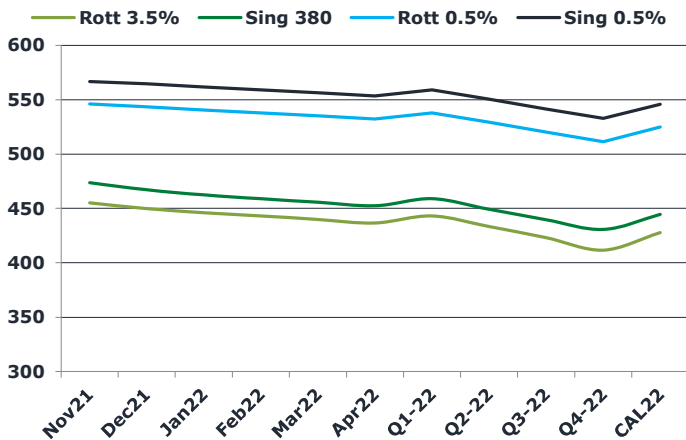
Oil and Energy Market News

Brent crude oil front month futures ended the day up 3% on Friday printing \$81.74 at 1640BST. Highs in the day reached \$78.87 and lows touched \$77.55.

Brent

81.73

	Barges 3.5 %	Sing 380cst	Rott 0.5%	Sing 0.5%	Sing Hi5
Nov21	455.10	473.60	546.08	566.58	93
Dec21	449.85	467.10	543.33	564.58	97
Jan22	446.10	462.35	540.58	561.83	99
Feb22	443.10	458.85	537.83	559.08	100
Mar22	439.85	455.60	535.08	556.33	101
Apr22	436.60	452.35	532.33	553.33	101
Q1-22	443.00	458.95	537.85	559.10	100
Q2-22	433.35	449.10	529.33	550.33	101
Q3-22	423.02	439.60	520.33	541.33	102
Q4-22	411.68	430.60	511.41	532.83	102
CAL22	427.77	444.56	524.73	545.89	101



Fuel Oil Market News

The front crack opened at -9.50 this morning with the front Barges crack ended the day printing -9.20. The Cal 22 crack was valued at -9.50.

The Singapore FOGO ended the day trading at -119, with the Euro Fogo printing -150.75 on both front months, respectively.

	Rott GOFO	Sing GOFO	R FoGo	S FoGO	Rott Hi5
Nov21	241.73	211.98	-150.75	-119.00	91
Dec21	242.97	214.16	-149.49	-116.68	93
Jan22	242.73	214.66	-148.25	-115.18	94
Feb22	241.20	214.29	-146.47	-114.06	95
Mar22	239.55	213.81	-144.32	-113.08	95
Apr22	238.11	213.49	-142.38	-112.51	96
Q1-22	241.15	214.16	-146.30	-114.01	95
Q2-22	238.63	214.03	-142.65	-112.80	96
Q3-22	238.59	215.06	-141.28	-113.33	97
Q4-22	251.98	215.42	-152.25	-113.19	100
CAL22	239.14	208.83	-142.18	-107.50	97

FIS Fuel Oil Daily Evening Report

London +44 20 7090 1134 - info@freightinvestor.com | Singapore +65 6535 5189 - info@freightinvestor.asia | Shanghai +86 21 63012568

04 October 2021

TIME SPREADS FUEL

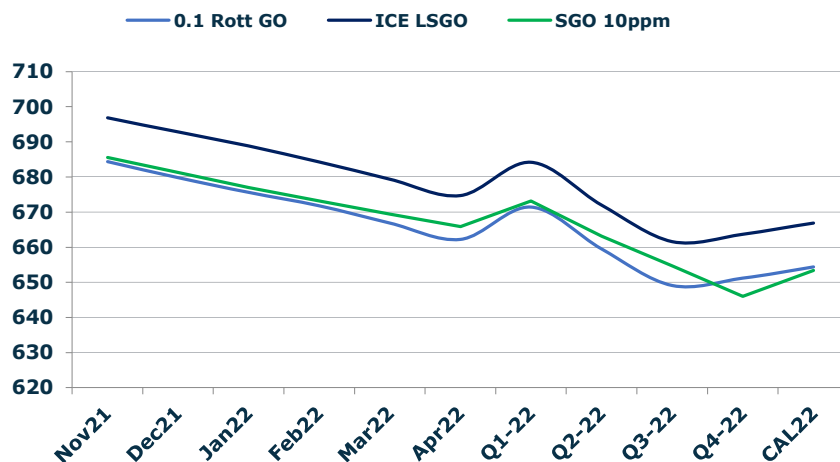
	Barges 3.5	S 380	Rott 0.5%	Sing 0.5%
Nov21/Dec21	5.25	6.50	2.75	2.00
Dec21/Jan22	3.75	4.75	2.75	2.75
Jan22/Feb22	3.00	3.50	2.75	2.75
Feb22/Mar22	3.25	3.25	2.75	2.75
Mar22/Apr22	3.25	3.25	2.75	3.00
Q1-22/Q2-22	9.65	9.85	8.52	8.77
Q2-22/Q3-22	10.33	9.50	9.00	9.00
Q3-22/Q4-22	11.33	9.00	8.92	8.50
CAL22/CAL23	16.00	16.00	-2.0	15.33

GASOIL CURVES

	Rott 0.1	SGO 10ppm	ICE GO
Nov21	684.3	685.6	696.8
Dec21	679.8	681.3	692.8
Jan22	675.6	677.0	688.8
Feb22	671.8	673.1	684.3
Mar22	666.9	669.4	679.4
Apr22	662.2	665.8	674.7
Q1-22	671.4	673.1	684.2
Q2-22	659.5	663.1	672.0
Q3-22	649.1	654.7	661.6
Q4-22	651.2	646.0	663.7
CAL22	654.4	653.4	666.9

EW SPREAD

	EW380	EW0.5%
Nov21	18.50	20.50
Dec21	17.25	21.25
Jan22	16.25	21.25
Feb22	15.75	21.25
Mar22	15.75	21.25
Apr22	15.75	21.00
Q1-22	15.95	21.25
Q2-22	15.75	21.00
Q3-22	16.58	21.00
Q4-22	18.92	21.42
CAL22	19.75	21.17



Contact US:

Luke Longhurst

Email: lukel@freightinvestor.com

Mobile: (+44) 7966 968761

Ricky Forman

Email: rickyf@freightinvestor.com

Mobile: (+44) 7868 708719

Sam Twyford

Email: samt@freightinvestor.com

Mobile: (+44) 7729 118643

Jessie Deng

Email: jessied@freightinvestor.com

Mobile: (+86) 13524516743

Jarryd Smith

Email: jarryds@freightinvestor.com

Mobile: (+65) 8798 4987

The information provided in this communication is not intended for retail clients. It is general in nature only and does not constitute advice or an offer to sell, or the solicitation of an offer to purchase any swap or other financial instruments, nor constitute any recommendation on our part. The information has been prepared without considering your investment objectives, financial situation, or knowledge and experience. This material is not a research report and is not intended as such. FIS is not responsible for any trading decisions taken based on this communication. Trading swaps and over-the-counter derivatives, exchange-traded derivatives, and options involve substantial risk and are not suitable for all investors. You are advised to perform an independent investigation to determine whether a transaction is suitable for you. No part of this material may be copied or duplicated in any form by any means or redistributed without our prior written consent. Freight Investor Services Ltd (FIS) is authorised and regulated by the Financial Conduct Authority (FRN: 211452) and is a member of the National Futures Association ("NFA"). Freight Investor Services PTE Ltd ('FIS PTE') is a private limited company, incorporated and registered in Singapore with company number 200603922G, and has subsidiary offices in India and Shanghai. Freight Investor Solutions DMCC ('FIS DMCC') is a private limited company, incorporated and registered in Dubai with company number DMCC1225. Further information about FIS including the location of its offices can be found on our website at freightinvestorservices.com