



Fuel Oil Daily Evening Report

London +44 20 7090 1134 - info@freightinvestor.com | Singapore +65 6535 5189 - info@freightinvestor.asia | Shanghai +86 21 63012568

11 October 2021

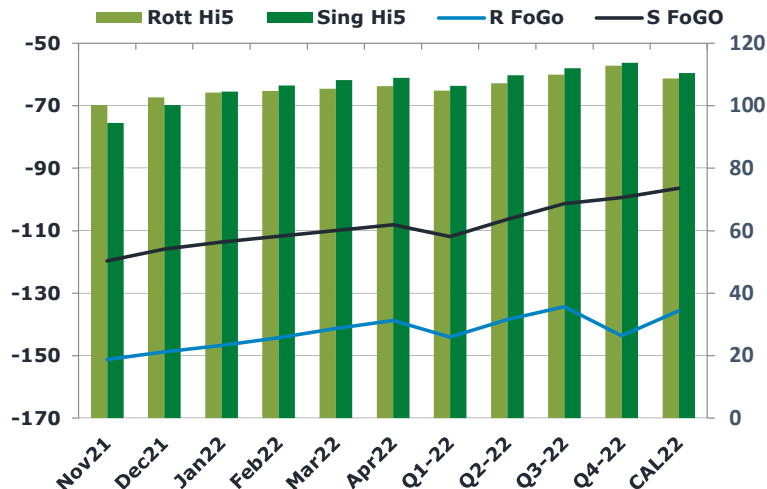
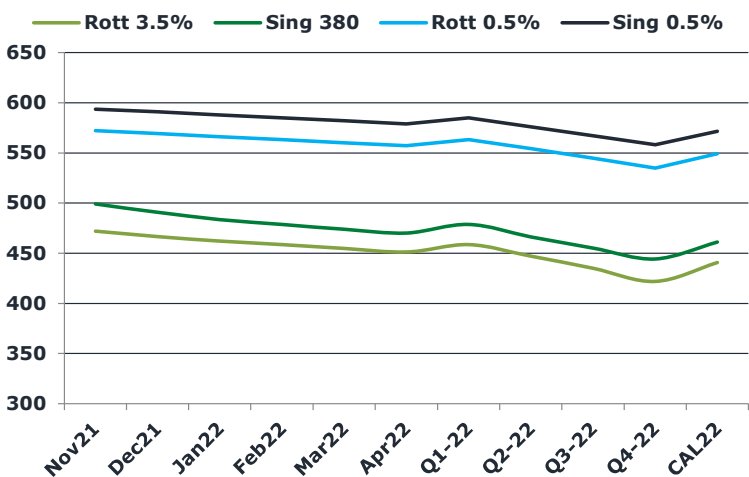
Oil and Energy Market News

Brent crude oil front month futures ended the day up 2.1% on Monday printing \$84.08 at 1630BST. Highs in the day reached \$84.60 and lows touched \$82.54.

Brent

84.08

	Barges 3.5 %	Sing 380cst	Rott 0.5%	Sing 0.5%	Sing Hi5
Nov21	472.05	499.05	572.28	593.53	94
Dec21	466.55	490.80	569.28	591.03	100
Jan22	462.05	483.55	566.28	588.03	104
Feb22	458.55	478.55	563.28	585.03	106
Mar22	454.80	473.80	560.28	582.03	108
Apr22	451.05	470.05	557.28	579.03	109
Q1-22	458.45	478.65	563.30	585.05	106
Q2-22	447.05	466.30	554.28	576.03	110
Q3-22	434.80	455.05	544.78	567.03	112
Q4-22	421.97	444.30	534.78	558.03	114
CAL22	440.57	461.07	549.28	571.53	110



Fuel Oil Market News

The front crack opened at -9.00 this morning with the front Barges crack ended the day printing -8.95. The Cal 22 crack was valued at -9.10.

The Singapore FOGO ended the day trading at -119.75, with the Euro Fogo printing -151.25 on both front months, respectively.

	Rott GOFO	Sing GOFO	R FoGo	S FoGo	Rott Hi5
Nov21	251.48	214.23	-151.25	-119.75	100
Dec21	251.50	216.15	-148.76	-115.92	103
Jan22	250.91	218.11	-146.68	-113.63	104
Feb22	249.01	218.27	-144.28	-111.79	105
Mar22	246.81	218.18	-141.33	-109.94	105
Apr22	244.95	217.08	-138.72	-108.10	106
Q1-22	248.95	218.30	-144.10	-111.90	105
Q2-22	245.66	216.09	-138.42	-106.36	107
Q3-22	244.37	213.29	-134.38	-101.30	110
Q4-22	256.44	213.11	-143.62	-99.37	113
CAL22	244.40	206.90	-135.69	-96.44	109



Fuel Oil Daily Evening Report

London +44 20 7090 1134 - info@freightinvestor.com | Singapore +65 6535 5189 - info@freightinvestor.asia | Shanghai +86 21 63012568

11 October 2021

TIME SPREADS FUEL

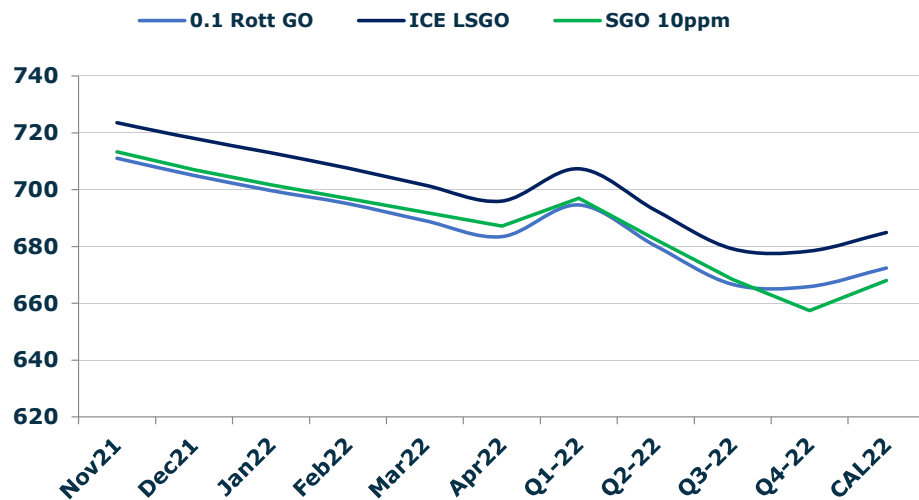
	Barges 3.5	S 380	Rott 0.5%	Sing 0.5%
Nov21/Dec21	5.50	8.25	3.00	2.50
Dec21/Jan22	4.50	7.25	3.00	3.00
Jan22/Feb22	3.50	5.00	3.00	3.00
Feb22/Mar22	3.75	4.75	3.00	3.00
Mar22/Apr22	3.75	3.75	3.00	3.00
Q1-22/Q2-22	11.40	12.35	9.02	9.02
Q2-22/Q3-22	12.25	11.25	9.50	9.00
Q3-22/Q4-22	12.83	10.75	10.00	9.00
CAL22/CAL23	38.25	38.25	44.0	42.46

GASOIL CURVES

	Rott 0.1	SGO 10ppm	ICE GO
Nov21	711.0	713.3	723.5
Dec21	705.0	707.0	718.0
Jan22	699.7	701.7	713.0
Feb22	695.1	696.8	707.6
Mar22	689.1	692.0	701.6
Apr22	683.5	687.1	696.0
Q1-22	694.7	696.9	707.4
Q2-22	680.2	682.4	692.7
Q3-22	666.7	668.3	679.2
Q4-22	665.9	657.4	678.4
CAL22	672.5	668.0	685.0

EW SPREAD

	EW380	EW0.5%
Nov21	27.00	21.25
Dec21	24.25	21.75
Jan22	21.50	21.75
Feb22	20.00	21.75
Mar22	19.00	21.75
Apr22	19.00	21.75
Q1-22	20.20	21.75
Q2-22	19.25	21.75
Q3-22	20.25	22.25
Q4-22	22.33	23.25
CAL22	21.00	22.25



Contact US:

Luke Longhurst

Email: lukel@freightinvestor.com

Mobile: (+44) 7966 968761

Ricky Forman

Email: rickyf@freightinvestor.com

Mobile: (+44) 7868 708719

Sam Twyford

Email: samt@freightinvestor.com

Mobile: (+44) 7729 118643

Jessie Deng

Email: jessied@freightinvestor.com

Mobile: (+86) 13524516743

Jarryd Smith

Email: jarryds@freightinvestor.com

Mobile: (+65) 8798 4987

The information provided in this communication is not intended for retail clients. It is general in nature only and does not constitute advice or an offer to sell, or the solicitation of an offer to purchase any swap or other financial instruments, nor constitute any recommendation on our part. The information has been prepared without considering your investment objectives, financial situation, or knowledge and experience. This material is not a research report and is not intended as such. FIS is not responsible for any trading decisions taken based on this communication. Trading swaps and over-the-counter derivatives, exchange-traded derivatives, and options involve substantial risk and are not suitable for all investors. You are advised to perform an independent investigation to determine whether a transaction is suitable for you. No part of this material may be copied or duplicated in any form by any means or redistributed without our prior written consent. Freight Investor Services Ltd (FIS) is authorised and regulated by the Financial Conduct Authority (FRN: 211452) and is a member of the National Futures Association ("NFA"). Freight Investor Services PTE Ltd ('FIS PTE') is a private limited company, incorporated and registered in Singapore with company number 200603922G, and has subsidiary offices in India and Shanghai. Freight Investor Solutions DMCC ('FIS DMCC') is a private limited company, incorporated and registered in Dubai with company number DMCC1225. Further information about FIS including the location of its offices can be found on our website at freightinvestorservices.com