



Fuel Oil Daily Evening Report

London +44 20 7090 1134 - info@freightinvestor.com | Singapore +65 6535 5189 - info@freightinvestor.asia | Shanghai +86 21 63012568

22 October 2021

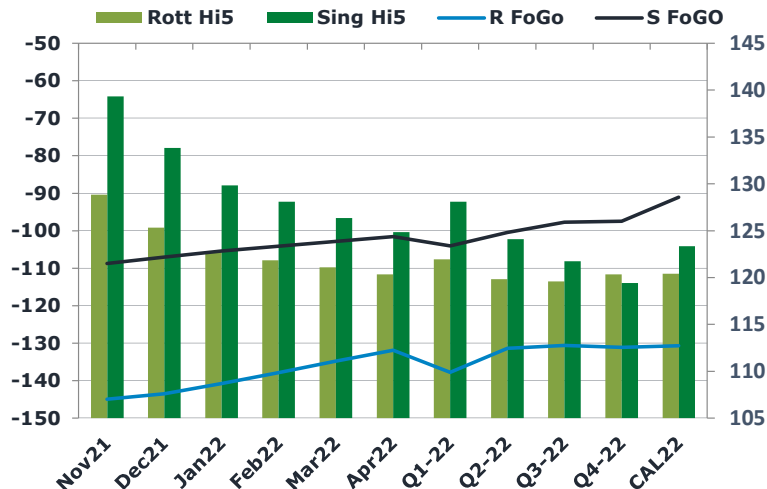
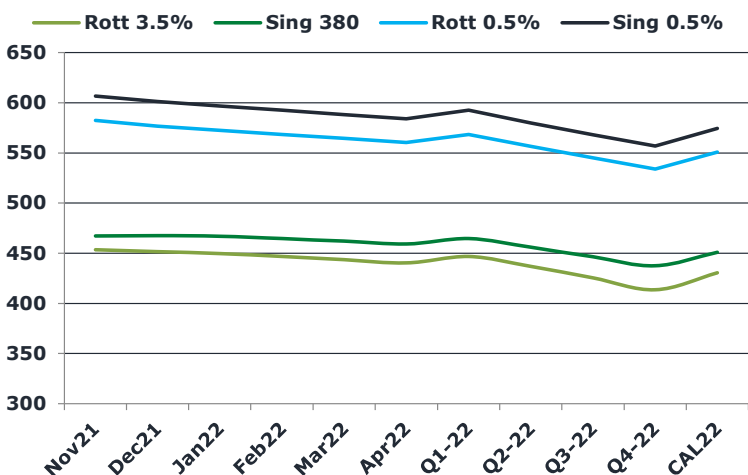
Oil and Energy Market News

Brent crude oil front month futures ended the day up 0.45% on Thursday printing \$84.98 at 1650BST. Highs in the day reached \$85.56 and lows touched \$83.82.

Brent

84.98

	Barges 3.5 %	Sing 380cst	Rott 0.5%	Sing 0.5%	Sing Hi5
Nov21	453.45	467.20	582.29	606.54	139
Dec21	451.45	467.45	576.79	601.29	134
Jan22	449.70	466.95	572.54	596.79	130
Feb22	446.70	464.45	568.54	592.54	128
Mar22	443.45	461.95	564.54	588.29	126
Apr22	440.20	459.20	560.54	584.04	125
Q1-22	446.60	464.45	568.55	592.55	128
Q2-22	436.70	455.95	556.54	580.04	124
Q3-22	425.45	446.28	545.04	568.04	122
Q4-22	413.45	437.45	533.79	556.88	119
CAL22	430.55	451.03	550.98	574.38	123



Fuel Oil Market News

The front crack opened at -12.75 this morning with the front Barges crack ended the day printing -12.70 after hitting YTD lows of -13. The Cal 22 crack was valued at -10.30.

The Singapore FOGO ended the day trading at -108.75, with the Euro Fogo printing -145 on both front months, respectively.

	Rott GOFO	Sing GOFO	R FoGo	S FoGo	Rott Hi5
Nov21	273.84	248.09	-145.00	-108.75	129
Dec21	268.81	240.84	-143.47	-107.00	125
Jan22	263.58	235.23	-140.74	-105.39	123
Feb22	259.74	232.22	-137.90	-104.13	122
Mar22	255.85	229.20	-134.76	-102.86	121
Apr22	252.23	226.44	-131.89	-101.60	120
Q1-22	259.75	232.13	-137.80	-104.03	122
Q2-22	251.17	224.58	-131.33	-100.48	120
Q3-22	250.24	219.49	-130.65	-97.73	120
Q4-22	251.48	216.90	-131.14	-97.48	120
CAL22	251.14	214.46	-130.71	-91.11	120



Fuel Oil Daily Evening Report

London +44 20 7090 1134 - info@freightinvestor.com | Singapore +65 6535 5189 - info@freightinvestor.asia | Shanghai +86 21 63012568

22 October 2021

TIME SPREADS FUEL

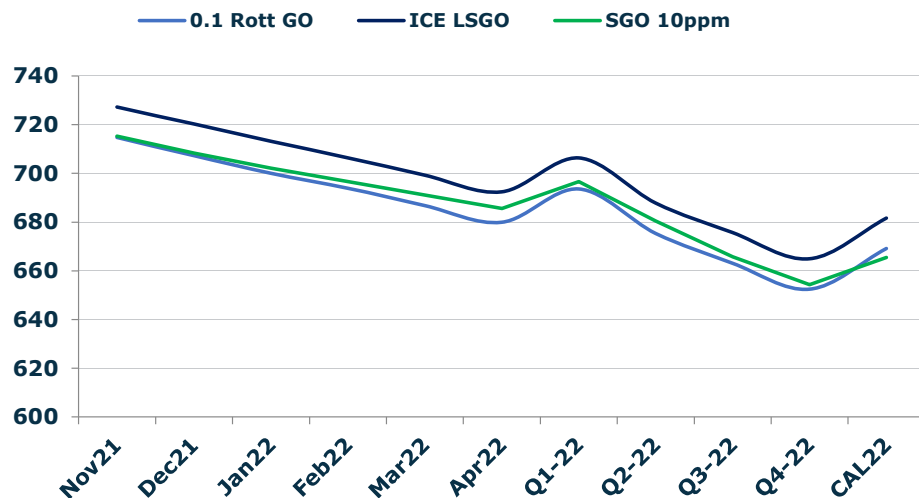
	Barges 3.5	S 380	Rott 0.5%	Sing 0.5%
Nov21/Dec21	2.00	-0.25	5.50	5.25
Dec21/Jan22	1.75	0.50	4.25	4.50
Jan22/Feb22	3.00	2.50	4.00	4.25
Feb22/Mar22	3.25	2.50	4.00	4.25
Mar22/Apr22	3.25	2.75	4.00	4.25
Q1-22/Q2-22	9.90	8.50	12.01	12.51
Q2-22/Q3-22	11.25	9.67	11.50	12.00
Q3-22/Q4-22	12.00	8.83	11.25	11.17
CAL22/CAL23	39.35	39.35	46.8	46.84

GASOIL CURVES

	Rott 0.1	SGO 10ppm	ICE GO
Nov21	714.8	715.3	727.3
Dec21	707.3	708.3	720.3
Jan22	700.0	702.2	713.3
Feb22	693.9	696.7	706.4
Mar22	686.8	691.2	699.3
Apr22	679.9	685.6	692.4
Q1-22	693.6	696.6	706.4
Q2-22	675.4	680.5	687.9
Q3-22	663.2	665.8	675.7
Q4-22	652.4	654.4	664.9
CAL22	669.2	665.5	681.7

EW SPREAD

	EW380	EW0.5%
Nov21	13.75	24.25
Dec21	16.00	24.50
Jan22	17.25	24.25
Feb22	17.75	24.00
Mar22	18.50	23.75
Apr22	19.00	23.50
Q1-22	17.85	24.00
Q2-22	19.25	23.50
Q3-22	20.83	23.00
Q4-22	24.00	23.08
CAL22	19.50	23.40



Contact US:

Luke Longhurst

Email: lukel@freightinvestor.com

Mobile: (+44) 7966 968761

Ricky Forman

Email: rickyf@freightinvestor.com

Mobile: (+44) 7868 708719

Sam Twyford

Email: samt@freightinvestor.com

Mobile: (+44) 7729 118643

Jessie Deng

Email: jessied@freightinvestor.com

Mobile: (+86) 13524516743

Jarryd Smith

Email: jarryds@freightinvestor.com

Mobile: (+65) 8798 4987

The information provided in this communication is not intended for retail clients. It is general in nature only and does not constitute advice or an offer to sell, or the solicitation of an offer to purchase any swap or other financial instruments, nor constitute any recommendation on our part. The information has been prepared without considering your investment objectives, financial situation, or knowledge and experience. This material is not a research report and is not intended as such. FIS is not responsible for any trading decisions taken based on this communication. Trading swaps and over-the-counter derivatives, exchange-traded derivatives, and options involve substantial risk and are not suitable for all investors. You are advised to perform an independent investigation to determine whether a transaction is suitable for you. No part of this material may be copied or duplicated in any form by any means or redistributed without our prior written consent. Freight Investor Services Ltd (FIS) is authorised and regulated by the Financial Conduct Authority (FRN: 211452) and is a member of the National Futures Association ("NFA"). Freight Investor Services PTE Ltd ('FIS PTE') is a private limited company, incorporated and registered in Singapore with company number 200603922G, and has subsidiary offices in India and Shanghai. Freight Investor Solutions DMCC ('FIS DMCC') is a private limited company, incorporated and registered in Dubai with company number DMCC1225. Further information about FIS including the location of its offices can be found on our website at freightinvestorservices.com