



Fuel Oil Daily Evening Report

London +44 20 7090 1134 - info@freightinvestor.com | Singapore +65 6535 5189 - info@freightinvestor.asia | Shanghai +86 21 63012568

25 October 2021

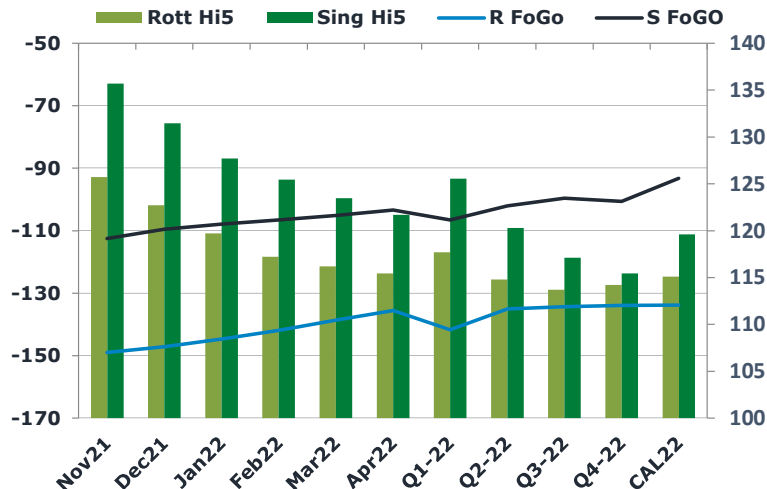
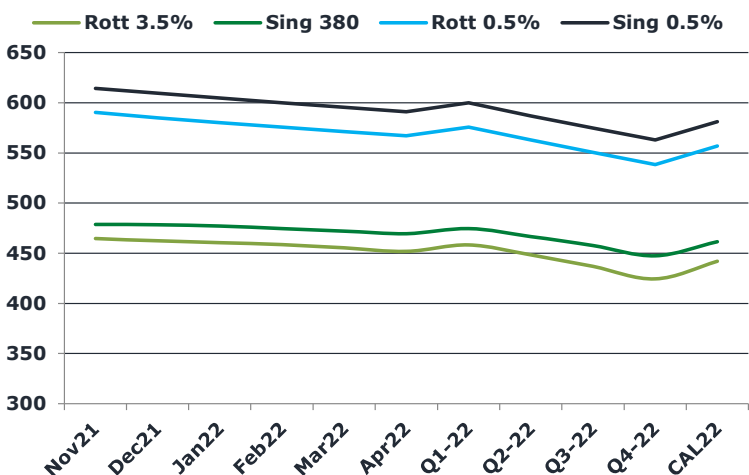
Oil and Energy Market News

Brent crude oil front month futures ended the day up 1.2% on Monday printing \$86.57 at 1630BST. Highs in the day reached \$86.70 and lows touched \$85.43.

Brent

86.57

	Barges 3.5 %	Sing 380cst	Rott 0.5%	Sing 0.5%	Sing Hi5
Nov21	464.50	478.75	590.21	614.46	136
Dec21	462.25	478.25	584.96	609.71	131
Jan22	460.50	477.00	580.21	604.71	128
Feb22	458.50	474.50	575.71	599.96	125
Mar22	455.25	472.00	571.46	595.46	123
Apr22	451.75	469.50	567.21	591.21	122
Q1-22	458.10	474.50	575.80	600.05	126
Q2-22	448.17	466.67	562.96	586.96	120
Q3-22	436.75	457.58	550.46	574.71	117
Q4-22	424.25	447.50	538.46	562.96	115
CAL22	441.81	461.56	556.92	581.17	120



Fuel Oil Market News

The front crack opened at -12.5 this morning with the front Barges crack ended the day printing -12.75. The Cal 22 crack was valued at -10.30.

The Singapore FOGO ended the day trading at -112.5, with the Euro Fogo printing -149 on both front months, respectively.

	Rott GOFO	Sing GOFO	R FoGo	S FoGo	Rott Hi5
Nov21	274.71	248.21	-149.00	-112.50	126
Dec21	269.85	240.96	-147.14	-109.50	123
Jan22	264.36	235.58	-144.65	-107.87	120
Feb22	259.09	232.05	-141.88	-106.59	117
Mar22	254.79	228.59	-138.58	-105.13	116
Apr22	251.04	225.13	-135.59	-103.42	115
Q1-22	259.40	232.13	-141.70	-106.58	118
Q2-22	249.78	222.35	-134.99	-102.05	115
Q3-22	248.03	216.73	-134.33	-99.60	114
Q4-22	248.15	216.06	-133.94	-100.60	114
CAL22	249.00	212.83	-133.89	-93.23	115

FIS Fuel Oil Daily Evening Report

London +44 20 7090 1134 - info@freightinvestor.com | Singapore +65 6535 5189 - info@freightinvestor.asia | Shanghai +86 21 63012568

25 October 2021

TIME SPREADS FUEL

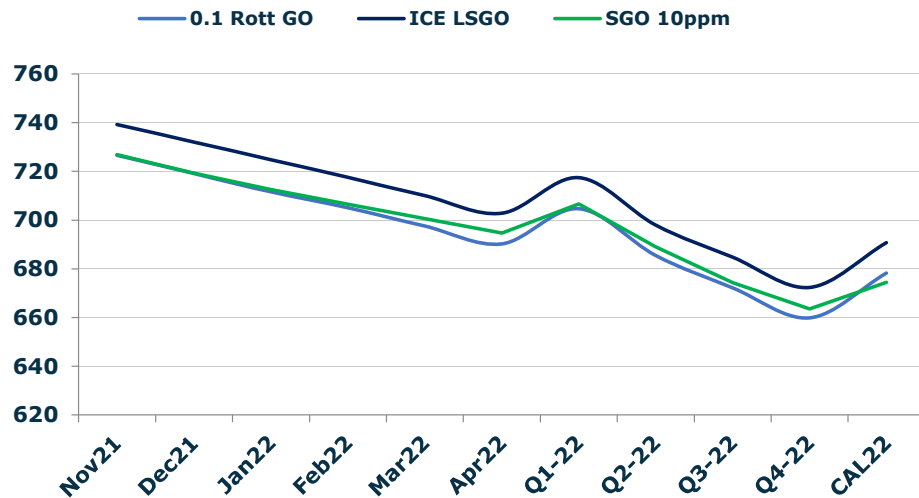
	Barges 3.5	S 380	Rott 0.5%	Sing 0.5%
Nov21/Dec21	2.25	0.50	5.25	4.75
Dec21/Jan22	1.75	1.25	4.75	5.00
Jan22/Feb22	2.00	2.50	4.50	4.75
Feb22/Mar22	3.25	2.50	4.25	4.50
Mar22/Apr22	3.50	2.50	4.25	4.25
Q1-22/Q2-22	9.93	7.83	12.84	13.09
Q2-22/Q3-22	11.42	9.08	12.50	12.25
Q3-22/Q4-22	12.50	10.08	12.00	11.75
CAL22/CAL23	39.35	39.35	41.5	43.10

GASOIL CURVES

	Rott 0.1	SGO 10ppm	ICE GO
Nov21	726.7	727.0	739.2
Dec21	719.1	719.2	732.1
Jan22	711.6	712.6	724.9
Feb22	705.1	706.5	717.6
Mar22	697.5	700.6	710.0
Apr22	690.3	694.6	702.8
Q1-22	704.8	706.6	717.5
Q2-22	685.4	689.0	697.9
Q3-22	672.3	674.3	684.8
Q4-22	659.9	663.6	672.4
CAL22	678.3	674.4	690.8

EW SPREAD

	EW380	EW0.5%
Nov21	14.25	24.25
Dec21	16.00	24.75
Jan22	16.50	24.50
Feb22	16.00	24.25
Mar22	16.75	24.00
Apr22	17.75	24.00
Q1-22	16.40	24.25
Q2-22	18.50	24.00
Q3-22	20.83	24.25
Q4-22	23.25	24.50
CAL22	19.50	24.25



Contact US:

Luke Longhurst

Email: lukel@freightinvestor.com

Mobile: (+44) 7966 968761

Ricky Forman

Email: rickyf@freightinvestor.com

Mobile: (+44) 7868 708719

Sam Twyford

Email: samt@freightinvestor.com

Mobile: (+44) 7729 118643

Jessie Deng

Email: jessied@freightinvestor.com

Mobile: (+86) 13524516743

Jarryd Smith

Email: jarryds@freightinvestor.com

Mobile: (+65) 8798 4987

The information provided in this communication is not intended for retail clients. It is general in nature only and does not constitute advice or an offer to sell, or the solicitation of an offer to purchase any swap or other financial instruments, nor constitute any recommendation on our part. The information has been prepared without considering your investment objectives, financial situation, or knowledge and experience. This material is not a research report and is not intended as such. FIS is not responsible for any trading decisions taken based on this communication. Trading swaps and over-the-counter derivatives, exchange-traded derivatives, and options involve substantial risk and are not suitable for all investors. You are advised to perform an independent investigation to determine whether a transaction is suitable for you. No part of this material may be copied or duplicated in any form by any means or redistributed without our prior written consent. Freight Investor Services Ltd (FIS) is authorised and regulated by the Financial Conduct Authority (FRN: 211452) and is a member of the National Futures Association ("NFA"). Freight Investor Services PTE Ltd ('FIS PTE') is a private limited company, incorporated and registered in Singapore with company number 200603922G, and has subsidiary offices in India and Shanghai. Freight Investor Solutions DMCC ('FIS DMCC') is a private limited company, incorporated and registered in Dubai with company number DMCC1225. Further information about FIS including the location of its offices can be found on our website at freightinvestorservices.com