



Fuel Oil Daily Evening Report

London +44 20 7090 1134 - info@freightinvestor.com | Singapore +65 6535 5189 - info@freightinvestor.asia | Shanghai +86 21 63012568

28 October 2021

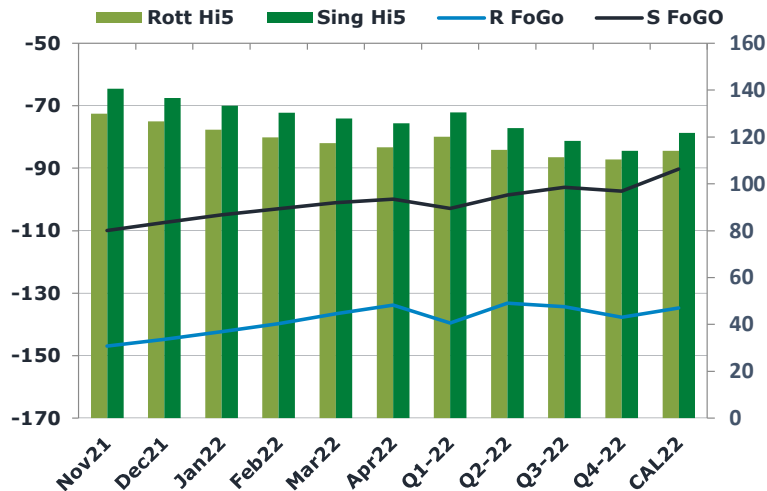
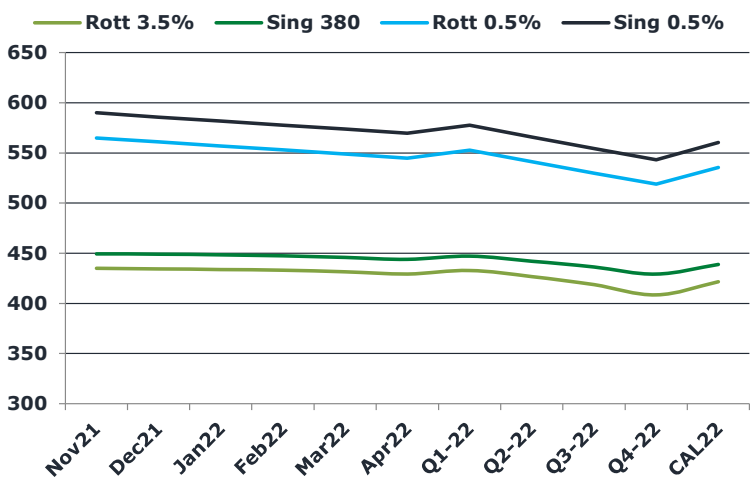
Oil and Energy Market News

Brent crude oil front month futures ended the day down 0.86% on Wednesday printing \$83.85 at 1620BST. Highs in the day reached \$84.29 and lows touched \$82.32.

Brent

83.85

	Barges 3.5 %	Sing 380cst	Rott 0.5%	Sing 0.5%	Sing Hi5
Nov21	434.80	449.30	564.71	589.96	141
Dec21	434.30	449.05	560.96	585.71	137
Jan22	433.80	448.30	556.96	581.71	133
Feb22	433.05	447.30	552.96	577.71	130
Mar22	431.55	445.80	548.96	573.71	128
Apr22	429.30	443.80	544.96	569.71	126
Q1-22	432.80	447.15	552.95	577.70	131
Q2-22	426.72	442.05	541.21	565.79	124
Q3-22	418.55	436.13	529.96	554.46	118
Q4-22	408.30	429.05	518.71	543.21	114
CAL22	421.59	438.59	535.71	560.29	122



Fuel Oil Market News

The front crack opened at -15.25 this morning with the front Barges crack ended the day printing -14.65. The Cal 22 crack was valued at -10.50.

The Singapore FOGO ended the day trading at -116.25, with the Euro Fogo printing -153 on both front months, respectively.

	Rott GOFO	Sing GOFO	R FoGo	S FoGo	Rott Hi5
Nov21	276.91	250.66	-147.00	-110.00	130
Dec21	271.44	244.05	-144.78	-107.40	127
Jan22	265.48	238.32	-142.33	-104.91	123
Feb22	259.69	233.36	-139.78	-102.95	120
Mar22	253.95	228.98	-136.54	-101.07	117
Apr22	249.43	225.76	-133.77	-99.85	116
Q1-22	259.70	233.41	-139.55	-102.86	120
Q2-22	247.74	222.32	-133.25	-98.58	114
Q3-22	245.74	214.46	-134.33	-96.13	111
Q4-22	248.13	211.53	-137.72	-97.37	110
CAL22	248.88	212.02	-134.77	-90.32	114



Fuel Oil Daily Evening Report

London +44 20 7090 1134 - info@freightinvestor.com | Singapore +65 6535 5189 - info@freightinvestor.asia | Shanghai +86 21 63012568

28 October 2021

TIME SPREADS FUEL

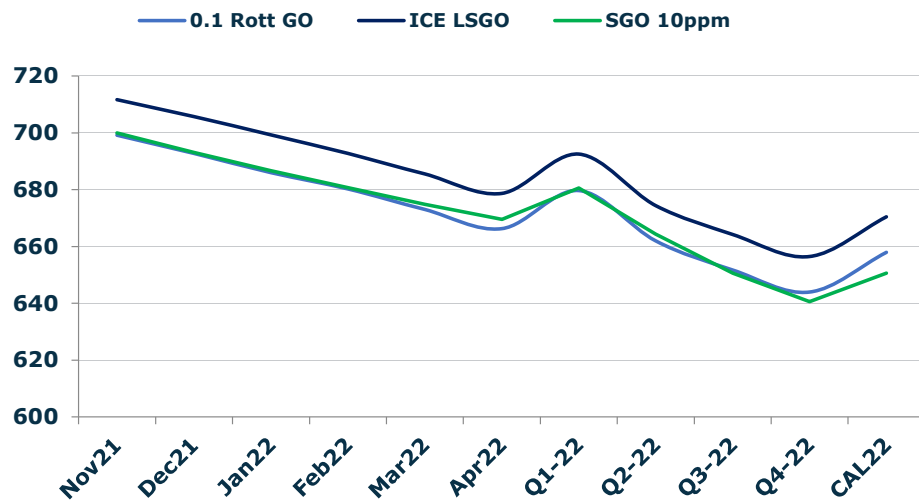
	Barges 3.5	S 380	Rott 0.5%	Sing 0.5%
Nov21/Dec21	0.50	0.25	3.75	4.25
Dec21/Jan22	0.50	0.75	4.00	4.00
Jan22/Feb22	0.75	1.00	4.00	4.00
Feb22/Mar22	1.50	1.50	4.00	4.00
Mar22/Apr22	2.25	2.00	4.00	4.00
Q1-22/Q2-22	6.08	5.10	11.74	11.91
Q2-22/Q3-22	8.17	5.92	11.25	11.33
Q3-22/Q4-22	10.25	7.08	11.25	11.25
CAL22/CAL23	35.50	35.50	41.6	44.95

GASOIL CURVES

	Rott 0.1	SGO 10ppm	ICE GO
Nov21	699.2	700.0	711.7
Dec21	692.7	693.1	705.7
Jan22	686.0	686.6	699.3
Feb22	680.2	680.7	692.7
Mar22	673.0	674.8	685.5
Apr22	666.2	669.6	678.7
Q1-22	679.8	680.6	692.5
Q2-22	662.0	664.4	674.5
Q3-22	651.8	650.6	664.3
Q4-22	643.9	640.6	656.4
CAL22	658.0	650.6	670.5

EW SPREAD

	EW380	EW0.5%
Nov21	14.50	25.25
Dec21	14.75	24.75
Jan22	14.50	24.75
Feb22	14.25	24.75
Mar22	14.25	24.75
Apr22	14.50	24.75
Q1-22	14.35	24.75
Q2-22	15.33	24.58
Q3-22	17.58	24.50
Q4-22	20.75	24.50
CAL22	18.00	24.58



Contact US:

Luke Longhurst

Email: lukel@freightinvestor.com

Mobile: (+44) 7966 968761

Ricky Forman

Email: rickyf@freightinvestor.com

Mobile: (+44) 7868 708719

Sam Twyford

Email: samt@freightinvestor.com

Mobile: (+44) 7729 118643

Jessie Deng

Email: jessied@freightinvestor.com

Mobile: (+86) 13524516743

Jarryd Smith

Email: jarryds@freightinvestor.com

Mobile: (+65) 8798 4987

The information provided in this communication is not intended for retail clients. It is general in nature only and does not constitute advice or an offer to sell, or the solicitation of an offer to purchase any swap or other financial instruments, nor constitute any recommendation on our part. The information has been prepared without considering your investment objectives, financial situation, or knowledge and experience. This material is not a research report and is not intended as such. FIS is not responsible for any trading decisions taken based on this communication. Trading swaps and over-the-counter derivatives, exchange-traded derivatives, and options involve substantial risk and are not suitable for all investors. You are advised to perform an independent investigation to determine whether a transaction is suitable for you. No part of this material may be copied or duplicated in any form by any means or redistributed without our prior written consent. Freight Investor Services Ltd (FIS) is authorised and regulated by the Financial Conduct Authority (FRN: 211452) and is a member of the National Futures Association ("NFA"). Freight Investor Services PTE Ltd ('FIS PTE') is a private limited company, incorporated and registered in Singapore with company number 200603922G, and has subsidiary offices in India and Shanghai. Freight Investor Solutions DMCC ('FIS DMCC') is a private limited company, incorporated and registered in Dubai with company number DMCC1225. Further information about FIS including the location of its offices can be found on our website at freightinvestorservices.com