



# Fuel Oil Daily Evening Report

London +44 20 7090 1134 - info@freightinvestor.com | Singapore +65 6535 5189 - info@freightinvestor.asia | Shanghai +86 21 63012568

## 29 October 2021

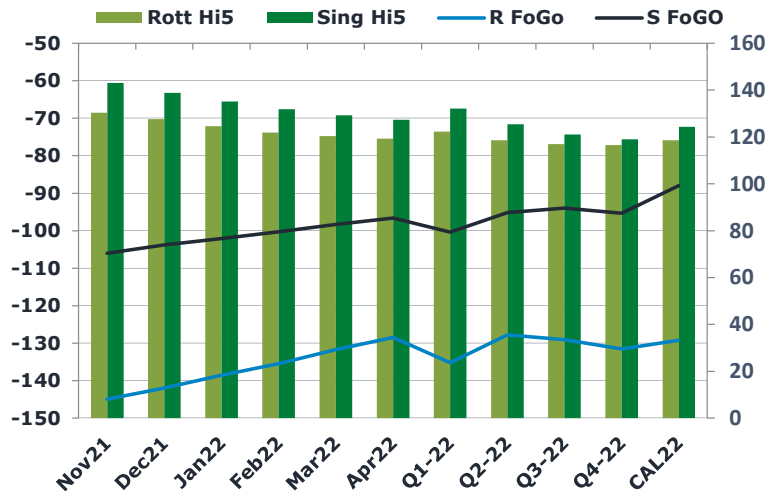
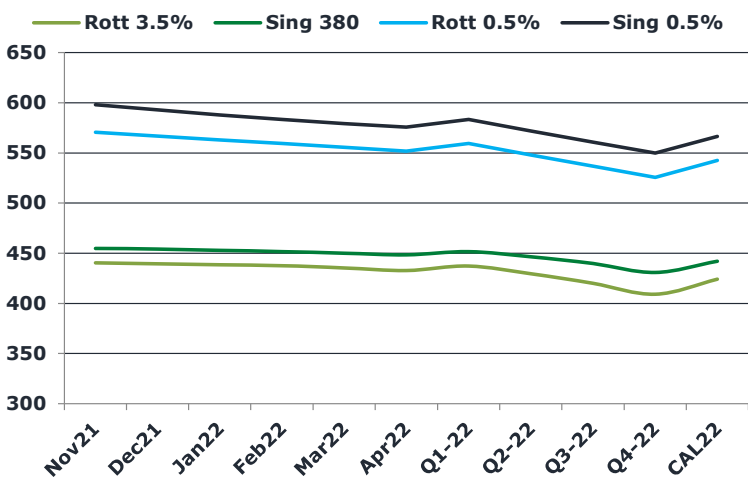
### Oil and Energy Market News

Brent crude oil front month futures ended the day down 0.86% on Friday printing \$84.31 at 1645BST. Highs in the day reached \$84.83 and lows touched \$83.79.

### Brent

**84.31**

	Barges 3.5 %	Sing 380cst	Rott 0.5%	Sing 0.5%	Sing Hi5
Nov21	440.30	454.80	570.63	597.88	143
Dec21	439.30	454.05	566.88	592.88	139
Jan22	438.55	452.80	563.13	587.88	135
Feb22	437.55	451.55	559.38	583.38	132
Mar22	435.30	450.05	555.63	579.38	129
Apr22	432.55	448.30	551.88	575.63	127
Q1-22	437.15	451.45	559.40	583.55	132
Q2-22	429.55	446.47	548.13	571.88	125
Q3-22	419.97	439.55	536.88	560.63	121
Q4-22	409.05	430.80	525.63	549.88	119
CAL22	423.93	442.07	542.50	566.48	124



### Fuel Oil Market News

The front crack opened at -14.00 this morning with the front Barges crack ended the day printing -14.10. The Cal 22 crack was valued at -11.25.

The Singapore FOGO ended the day trading at -106, with the Euro Fogo printing -145 on both front months, respectively.

	Rott GOFO	Sing GOFO	R FoGo	S FoGo	Rott Hi5
Nov21	275.33	249.08	-145.00	-106.00	130
Dec21	269.55	242.60	-141.98	-103.77	128
Jan22	263.14	237.14	-138.57	-102.07	125
Feb22	257.26	232.14	-135.44	-100.31	122
Mar22	252.03	227.68	-131.70	-98.35	120
Apr22	247.75	223.91	-128.43	-96.59	119
Q1-22	257.45	232.46	-135.20	-100.36	122
Q2-22	246.43	220.56	-127.85	-95.15	119
Q3-22	246.00	215.03	-129.09	-93.96	117
Q4-22	248.13	214.44	-131.56	-95.37	117
CAL22	247.83	212.39	-129.26	-87.98	119



# Fuel Oil Daily Evening Report

London +44 20 7090 1134 - info@freightinvestor.com | Singapore +65 6535 5189 - info@freightinvestor.asia | Shanghai +86 21 63012568

## 29 October 2021

### TIME SPREADS FUEL

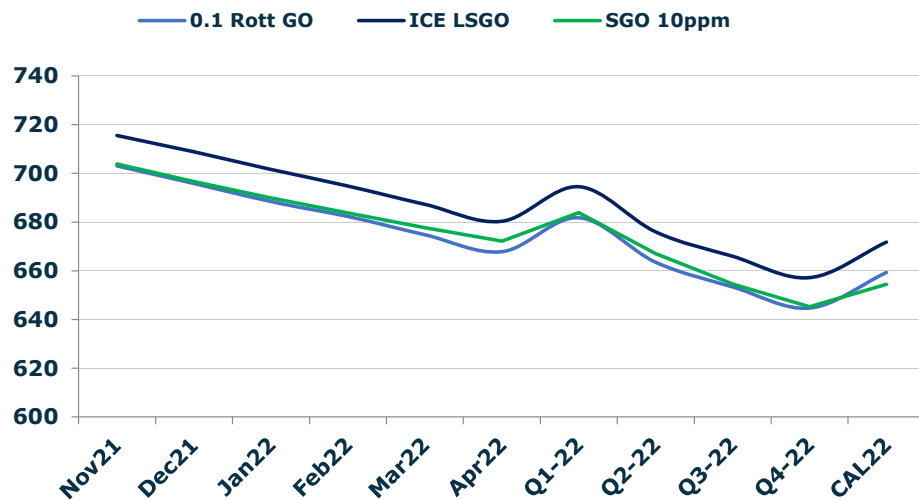
	Barges 3.5	S 380	Rott 0.5%	Sing 0.5%
Nov21/Dec21	1.00	0.75	3.75	5.00
Dec21/Jan22	0.75	1.25	3.75	5.00
Jan22/Feb22	1.00	1.25	3.75	4.50
Feb22/Mar22	2.25	1.50	3.75	4.00
Mar22/Apr22	2.75	1.75	3.75	3.75
Q1-22/Q2-22	7.60	4.98	11.28	11.68
Q2-22/Q3-22	9.58	6.92	11.25	11.25
Q3-22/Q4-22	10.92	8.75	11.25	10.75
CAL22/CAL23	35.50	35.50	46.1	47.66

### GASOIL CURVES

	Rott 0.1	SGO 10ppm	ICE GO
Nov21	703.1	703.9	715.6
Dec21	695.9	696.6	708.9
Jan22	688.4	689.9	701.7
Feb22	682.3	683.7	694.8
Mar22	674.8	677.7	687.3
Apr22	667.8	672.2	680.3
Q1-22	681.9	683.9	694.6
Q2-22	663.5	667.0	676.0
Q3-22	653.5	654.6	666.0
Q4-22	644.7	645.2	657.2
CAL22	659.3	654.5	671.8

### EW SPREAD

	EW380	EW0.5%
Nov21	14.50	27.25
Dec21	14.75	26.00
Jan22	14.25	24.75
Feb22	14.00	24.00
Mar22	14.75	23.75
Apr22	15.75	23.75
Q1-22	14.30	24.15
Q2-22	16.92	23.75
Q3-22	19.58	23.75
Q4-22	21.75	24.25
CAL22	18.00	23.98



### Contact US:

#### Luke Longhurst

Email: lukel@freightinvestor.com

Mobile: (+44) 7966 968761

#### Ricky Forman

Email: rickyf@freightinvestor.com

Mobile: (+44) 7868 708719

#### Sam Twyford

Email: samt@freightinvestor.com

Mobile: (+44) 7729 118643

#### Jessie Deng

Email: jessied@freightinvestor.com

Mobile: (+86) 13524516743

#### Jarryd Smith

Email: jarryds@freightinvestor.com

Mobile: (+65) 8798 4987

The information provided in this communication is not intended for retail clients. It is general in nature only and does not constitute advice or an offer to sell, or the solicitation of an offer to purchase any swap or other financial instruments, nor constitute any recommendation on our part. The information has been prepared without considering your investment objectives, financial situation, or knowledge and experience. This material is not a research report and is not intended as such. FIS is not responsible for any trading decisions taken based on this communication. Trading swaps and over-the-counter derivatives, exchange-traded derivatives, and options involve substantial risk and are not suitable for all investors. You are advised to perform an independent investigation to determine whether a transaction is suitable for you. No part of this material may be copied or duplicated in any form by any means or redistributed without our prior written consent. Freight Investor Services Ltd (FIS) is authorised and regulated by the Financial Conduct Authority (FRN: 211452) and is a member of the National Futures Association ("NFA"). Freight Investor Services PTE Ltd ('FIS PTE') is a private limited company, incorporated and registered in Singapore with company number 200603922G, and has subsidiary offices in India and Shanghai. Freight Investor Solutions DMCC ('FIS DMCC') is a private limited company, incorporated and registered in Dubai with company number DMCC1225. Further information about FIS including the location of its offices can be found on our website at [freightinvestorservices.com](http://freightinvestorservices.com)