



Fuel Oil Daily Evening Report

London +44 20 7090 1134 - info@freightinvestor.com | Singapore +65 6535 5189 - info@freightinvestor.asia | Shanghai +86 21 63012568

01 November 2021

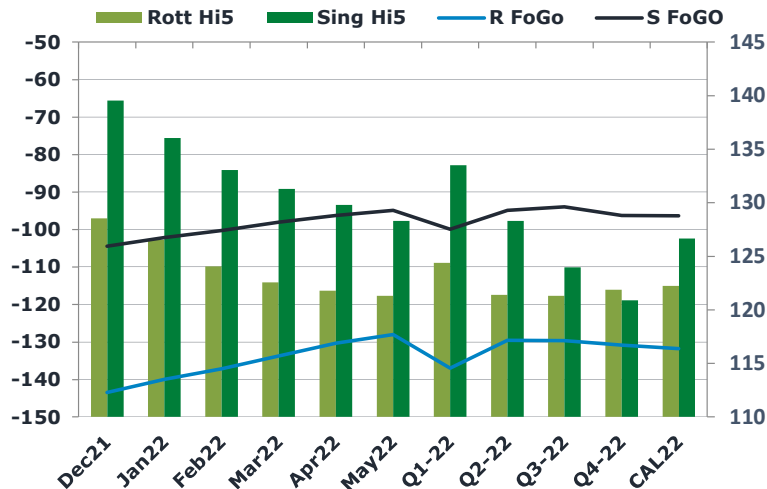
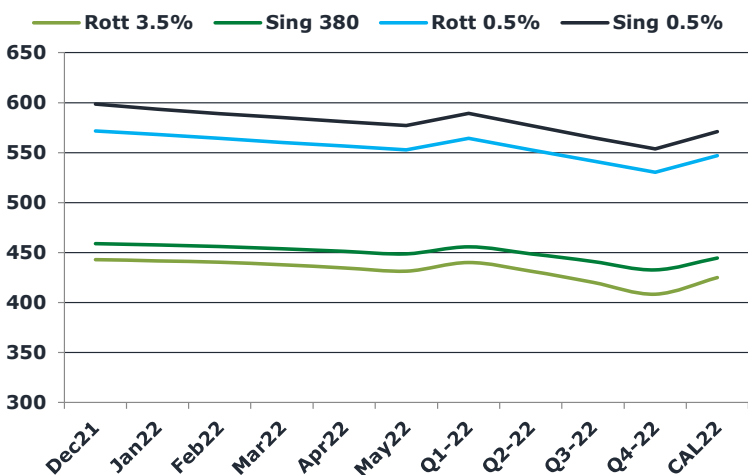
Oil and Energy Market News

Brent crude oil front month futures ended the day down 1.12% on Monday printing \$84.66 at 1645BST. Highs in the day reached \$84.83 and lows touched \$83.79.

Brent

84.66

	Barges 3.5 %	Sing 380cst	Rott 0.5%	Sing 0.5%	Sing Hi5
Dec21	442.95	458.95	571.51	598.51	140
Jan22	441.70	457.45	568.26	593.51	136
Feb22	440.20	455.95	564.26	589.01	133
Mar22	437.70	453.70	560.26	585.01	131
Apr22	434.70	451.20	556.51	581.01	130
May22	431.45	448.70	552.76	577.01	128
Q1-22	439.85	455.70	564.25	589.20	134
Q2-22	431.37	448.70	552.76	577.01	128
Q3-22	420.20	441.03	541.51	565.01	124
Q4-22	408.37	432.70	530.26	553.59	121
CAL22	424.95	444.53	547.20	571.20	127



Fuel Oil Market News

The front crack opened at -13.15 this morning with the front Barges crack ended the day printing -13.5. The Cal 22 crack was valued at -11.25.

The Singapore FOGO ended the day trading at -104.5, with the Euro Fogo printing -143.5 on both front months, respectively.

	Rott GOFO	Sing GOFO	R FoGo	S FoGo	Rott Hi5
Dec21	272.06	244.06	-143.50	-104.50	129
Jan22	266.49	238.19	-139.93	-102.12	127
Feb22	261.20	233.28	-137.14	-100.22	124
Mar22	256.25	229.35	-133.69	-98.03	123
Apr22	252.14	226.03	-130.33	-96.22	122
May22	249.30	223.17	-127.99	-94.86	121
Q1-22	261.35	233.43	-136.95	-99.93	124
Q2-22	250.96	223.20	-129.56	-94.88	121
Q3-22	250.94	217.97	-129.63	-94.00	121
Q4-22	252.72	217.14	-130.82	-96.25	122
CAL22	253.98	222.98	-131.73	-96.31	122



Fuel Oil Daily Evening Report

London +44 20 7090 1134 - info@freightinvestor.com | Singapore +65 6535 5189 - info@freightinvestor.asia | Shanghai +86 21 63012568

01 November 2021

TIME SPREADS FUEL

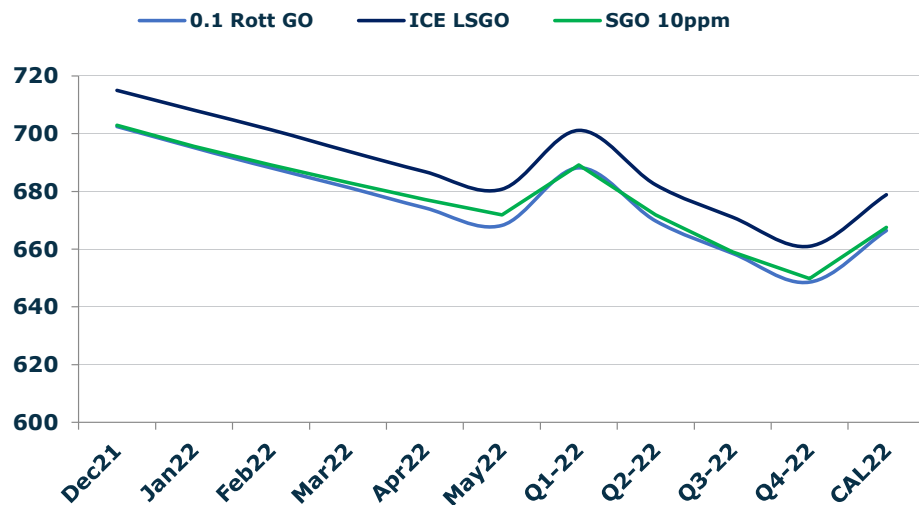
	Barges 3.5	S 380	Rott 0.5%	Sing 0.5%
Dec21/Jan22	1.25	1.50	3.25	5.00
Jan22/Feb22	1.50	1.50	4.00	4.50
Feb22/Mar22	2.50	2.25	4.00	4.00
Mar22/Apr22	3.00	2.50	3.75	4.00
Apr22/May22	3.25	2.50	3.75	4.00
Q1-22/Q2-22	8.48	7.00	11.49	12.19
Q2-22/Q3-22	11.17	7.67	11.25	12.00
Q3-22/Q4-22	11.83	8.33	11.25	11.42
CAL22/CAL23	38.50	38.50	47.7	49.17

GASOIL CURVES

	Rott 0.1	SGO 10ppm	ICE GO
Dec21	702.5	703.0	715.0
Jan22	695.2	695.6	708.2
Feb22	688.2	689.2	701.4
Mar22	681.5	683.0	694.0
Apr22	674.3	677.2	686.8
May22	668.3	671.9	680.8
Q1-22	688.3	689.1	701.2
Q2-22	669.8	671.9	682.3
Q3-22	658.6	659.0	671.1
Q4-22	648.6	649.8	661.1
CAL22	666.4	667.5	678.9

EW SPREAD

	EW380	EW0.5%
Dec21	16.00	27.00
Jan22	15.75	25.25
Feb22	15.75	24.75
Mar22	16.00	24.75
Apr22	16.50	24.50
May22	17.25	24.25
Q1-22	15.85	24.95
Q2-22	17.33	24.25
Q3-22	20.83	23.50
Q4-22	24.33	23.33
CAL22	18.00	24.00



Contact US:

Luke Longhurst

Email: lukel@freightinvestor.com

Mobile: (+44) 7966 968761

Ricky Forman

Email: rickyf@freightinvestor.com

Mobile: (+44) 7868 708719

Sam Twyford

Email: samt@freightinvestor.com

Mobile: (+44) 7729 118643

Jessie Deng

Email: jessied@freightinvestor.com

Mobile: (+86) 13524516743

Jarryd Smith

Email: jarryds@freightinvestor.com

Mobile: (+65) 8798 4987

The information provided in this communication is not intended for retail clients. It is general in nature only and does not constitute advice or an offer to sell, or the solicitation of an offer to purchase any swap or other financial instruments, nor constitute any recommendation on our part. The information has been prepared without considering your investment objectives, financial situation, or knowledge and experience. This material is not a research report and is not intended as such. FIS is not responsible for any trading decisions taken based on this communication. Trading swaps and over-the-counter derivatives, exchange-traded derivatives, and options involve substantial risk and are not suitable for all investors. You are advised to perform an independent investigation to determine whether a transaction is suitable for you. No part of this material may be copied or duplicated in any form by any means or redistributed without our prior written consent. Freight Investor Services Ltd (FIS) is authorised and regulated by the Financial Conduct Authority (FRN: 211452) and is a member of the National Futures Association ("NFA"). Freight Investor Services PTE Ltd ('FIS PTE') is a private limited company, incorporated and registered in Singapore with company number 200603922G, and has subsidiary offices in India and Shanghai. Freight Investor Solutions DMCC ('FIS DMCC') is a private limited company, incorporated and registered in Dubai with company number DMCC1225. Further information about FIS including the location of its offices can be found on our website at freightinvestorservices.com