



Fuel Oil Daily Evening Report

London +44 20 7090 1134 - info@freightinvestor.com | Singapore +65 6535 5189 - info@freightinvestor.asia | Shanghai +86 21 63012568

03 November 2021

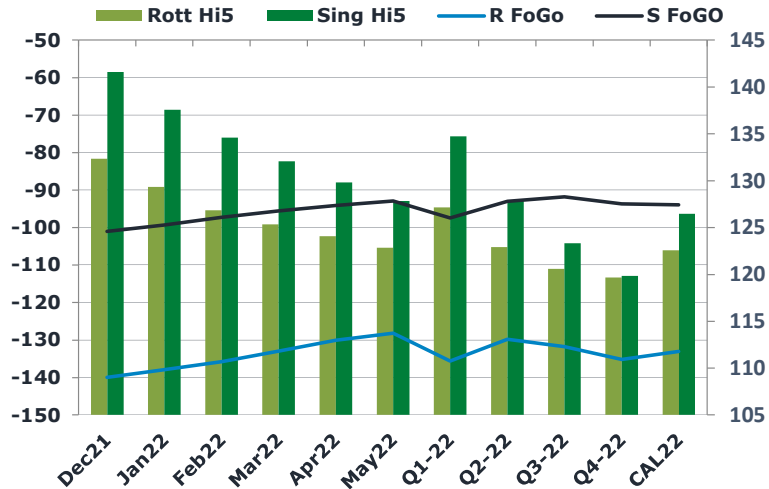
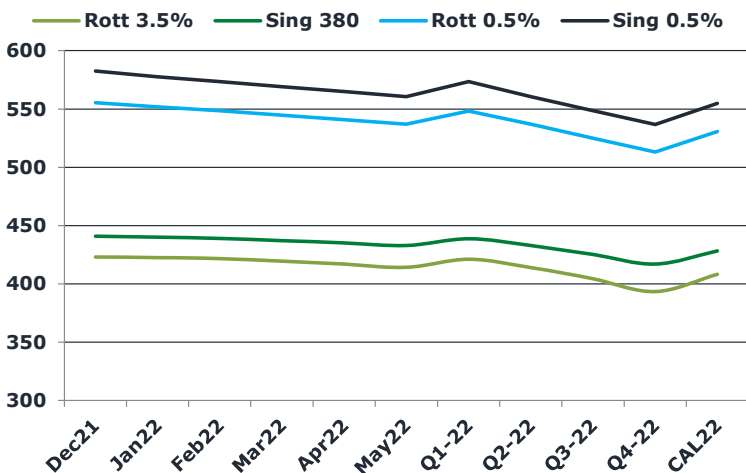
Oil and Energy Market News

Brent crude oil front month futures ended the day down 2.8% on Wednesday printing \$82.29 at 1645BST. Highs in the day reached \$84.20 and lows touched \$81.89.

Brent

82.29

	Barges 3.5 %	Sing 380cst	Rott 0.5%	Sing 0.5%	Sing Hi5
Dec21	423.10	440.85	555.44	582.44	142
Jan22	422.60	440.10	551.94	577.69	138
Feb22	421.60	438.85	548.44	573.44	135
Mar22	419.35	437.10	544.69	569.19	132
Apr22	416.85	435.10	540.94	564.94	130
May22	414.10	432.85	536.94	560.69	128
Q1-22	421.20	438.70	548.35	573.45	135
Q2-22	414.02	432.77	536.94	560.69	128
Q3-22	404.35	425.10	524.94	548.44	123
Q4-22	393.35	416.85	513.02	536.69	120
CAL22	408.23	428.35	530.81	554.81	126



Fuel Oil Market News

The front crack opened at -14.50 this morning with the front Barges crack ended the day printing -14.30. The Cal 22 crack was valued at -11.35.

The Singapore FOGO ended the day trading at -101, with the Euro Fogo printing -140 on both front months, respectively.

	Rott GOFO	Sing GOFO	R FoGo	S FoGo	Rott Hi5
Dec21	272.34	242.59	-140.00	-101.00	132
Jan22	267.24	236.86	-137.90	-99.27	129
Feb22	262.63	231.85	-135.79	-97.26	127
Mar22	258.25	227.64	-132.91	-95.55	125
Apr22	254.13	223.90	-130.04	-94.06	124
May22	251.07	220.71	-128.23	-92.88	123
Q1-22	262.70	232.17	-135.55	-97.42	127
Q2-22	252.69	220.90	-129.77	-92.97	123
Q3-22	252.33	215.18	-131.74	-91.84	121
Q4-22	254.87	213.52	-135.20	-93.68	120
CAL22	255.65	220.43	-133.06	-93.96	123



Fuel Oil Daily Evening Report

London +44 20 7090 1134 - info@freightinvestor.com | Singapore +65 6535 5189 - info@freightinvestor.asia | Shanghai +86 21 63012568

03 November 2021

TIME SPREADS FUEL

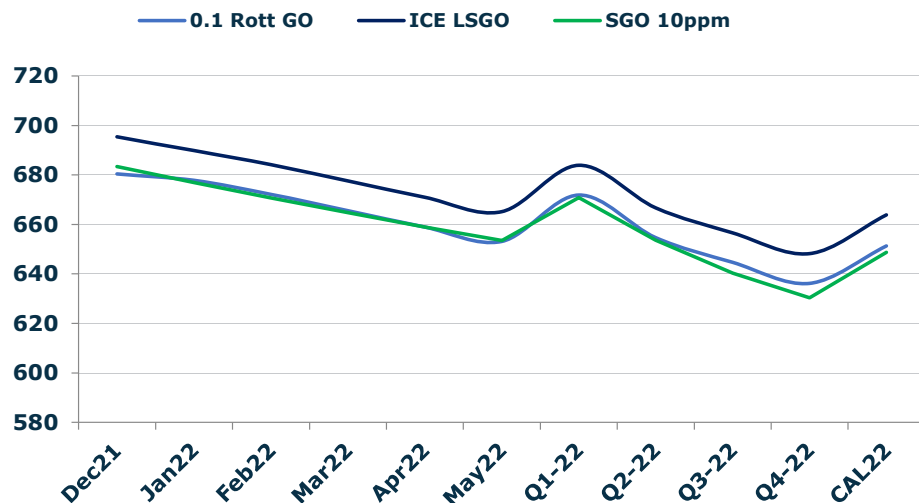
	Barges 3.5	S 380	Rott 0.5%	Sing 0.5%
Dec21/Jan22	0.50	0.75	3.50	4.75
Jan22/Feb22	1.00	1.25	3.50	4.25
Feb22/Mar22	2.25	1.75	3.75	4.25
Mar22/Apr22	2.50	2.00	3.75	4.25
Apr22/May22	2.75	2.25	4.00	4.25
Q1-22/Q2-22	7.18	5.93	11.41	12.76
Q2-22/Q3-22	9.67	7.67	12.00	12.25
Q3-22/Q4-22	11.00	8.25	11.92	11.75
CAL22/CAL23	36.50	36.50	46.1	46.71

GASOIL CURVES

	Rott 0.1	SGO 10ppm	ICE GO
Dec21	680.4	683.4	695.4
Jan22	677.8	677.0	689.8
Feb22	672.2	670.7	684.2
Mar22	665.6	664.7	677.6
Apr22	659.0	659.0	671.0
May22	653.2	653.6	665.2
Q1-22	671.9	670.9	683.9
Q2-22	654.7	653.7	666.7
Q3-22	644.7	640.3	656.7
Q4-22	636.2	630.4	648.2
CAL22	651.4	648.8	663.9

EW SPREAD

	EW380	EW0.5%
Dec21	17.75	27.00
Jan22	17.50	25.75
Feb22	17.25	25.00
Mar22	17.75	24.50
Apr22	18.25	24.00
May22	18.75	23.75
Q1-22	17.50	25.10
Q2-22	18.75	23.75
Q3-22	20.75	23.50
Q4-22	23.50	23.67
CAL22	19.75	24.00



Contact US:

Luke Longhurst

Email: lukel@freightinvestor.com

Mobile: (+44) 7966 968761

Ricky Forman

Email: rickyf@freightinvestor.com

Mobile: (+44) 7868 708719

Sam Twyford

Email: samt@freightinvestor.com

Mobile: (+44) 7729 118643

Jessie Deng

Email: jessied@freightinvestor.com

Mobile: (+86) 13524516743

Jarryd Smith

Email: jarryds@freightinvestor.com

Mobile: (+65) 8798 4987

The information provided in this communication is not intended for retail clients. It is general in nature only and does not constitute advice or an offer to sell, or the solicitation of an offer to purchase any swap or other financial instruments, nor constitute any recommendation on our part. The information has been prepared without considering your investment objectives, financial situation, or knowledge and experience. This material is not a research report and is not intended as such. FIS is not responsible for any trading decisions taken based on this communication. Trading swaps and over-the-counter derivatives, exchange-traded derivatives, and options involve substantial risk and are not suitable for all investors. You are advised to perform an independent investigation to determine whether a transaction is suitable for you. No part of this material may be copied or duplicated in any form by any means or redistributed without our prior written consent. Freight Investor Services Ltd (FIS) is authorised and regulated by the Financial Conduct Authority (FRN: 211452) and is a member of the National Futures Association ("NFA"). Freight Investor Services PTE Ltd ('FIS PTE') is a private limited company, incorporated and registered in Singapore with company number 200603922G, and has subsidiary offices in India and Shanghai. Freight Investor Solutions DMCC ('FIS DMCC') is a private limited company, incorporated and registered in Dubai with company number DMCC1225. Further information about FIS including the location of its offices can be found on our website at freightinvestorservices.com