



Fuel Oil Daily Evening Report

London +44 20 7090 1134 - info@freightinvestor.com | Singapore +65 6535 5189 - info@freightinvestor.asia | Shanghai +86 21 63012568

04 November 2021

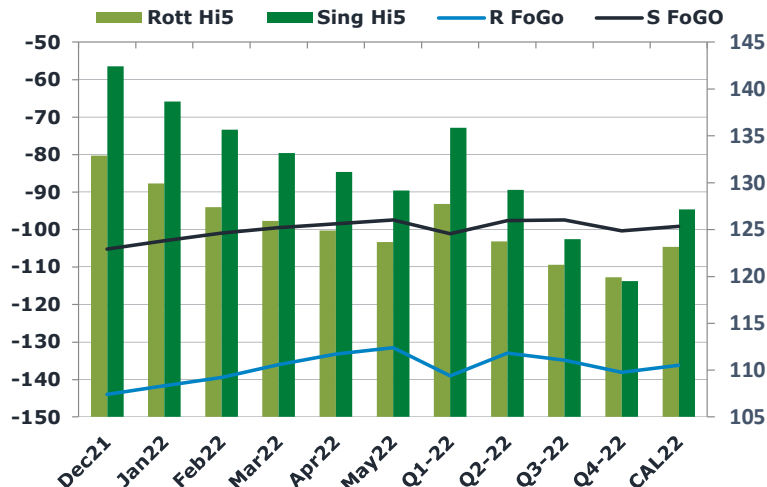
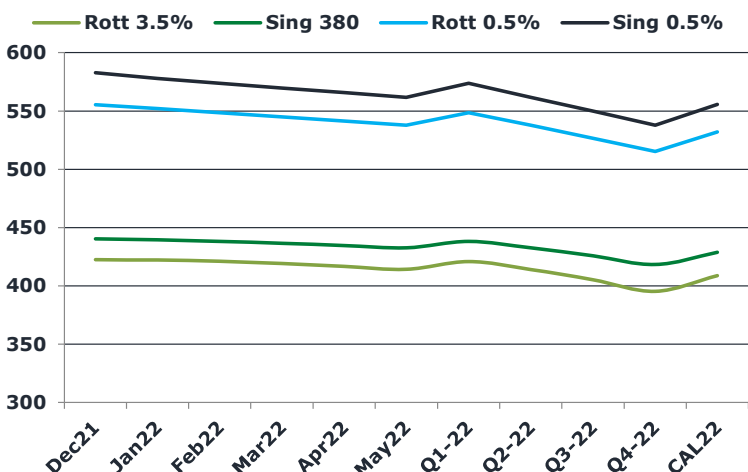
Oil and Energy Market News

Brent crude oil front month futures ended the day up 0.1% on Thursday printing \$82.10 at 1645BST. Highs in the day reached \$84.49 and lows touched \$81.07.

Brent

82.10

	Barges 3.5 %	Sing 380cst	Rott 0.5%	Sing 0.5%	Sing Hi5
Dec21	422.35	440.35	555.26	582.76	142
Jan22	422.10	439.35	552.01	578.01	139
Feb22	421.10	438.10	548.51	573.76	136
Mar22	419.10	436.60	545.01	569.76	133
Apr22	416.60	434.60	541.51	565.76	131
May22	414.10	432.60	537.76	561.76	129
Q1-22	420.75	438.00	548.50	573.85	136
Q2-22	414.02	432.52	537.76	561.76	129
Q3-22	405.27	425.77	526.51	549.76	124
Q4-22	395.35	418.27	515.26	537.76	119
CAL22	408.85	428.64	532.01	555.78	127



Fuel Oil Market News

The front crack opened at -14.20 this morning with the front Barges crack ended the day printing -14.40. The Cal 22 crack was valued at -11.35.

The Singapore FOGO ended the day trading at -105.25, with the Euro Fogo printing -144 on both front months, respectively.

	Rott GOFO	Sing GOFO	R FoGo	S FoGo	Rott Hi5
Dec21	276.91	247.66	-144.00	-105.25	133
Jan22	271.54	241.66	-141.63	-103.00	130
Feb22	266.83	236.58	-139.41	-100.91	127
Mar22	261.95	232.64	-136.04	-99.48	126
Apr22	258.10	229.65	-133.19	-98.48	125
May22	255.19	226.58	-131.53	-97.42	124
Q1-22	266.80	236.97	-139.05	-101.12	128
Q2-22	256.69	226.81	-132.95	-97.57	124
Q3-22	256.06	221.42	-134.81	-97.42	121
Q4-22	257.94	219.85	-138.03	-100.36	120
CAL22	259.37	226.26	-136.20	-99.12	123



Fuel Oil Daily Evening Report

London +44 20 7090 1134 - info@freightinvestor.com | Singapore +65 6535 5189 - info@freightinvestor.asia | Shanghai +86 21 63012568

04 November 2021

TIME SPREADS FUEL

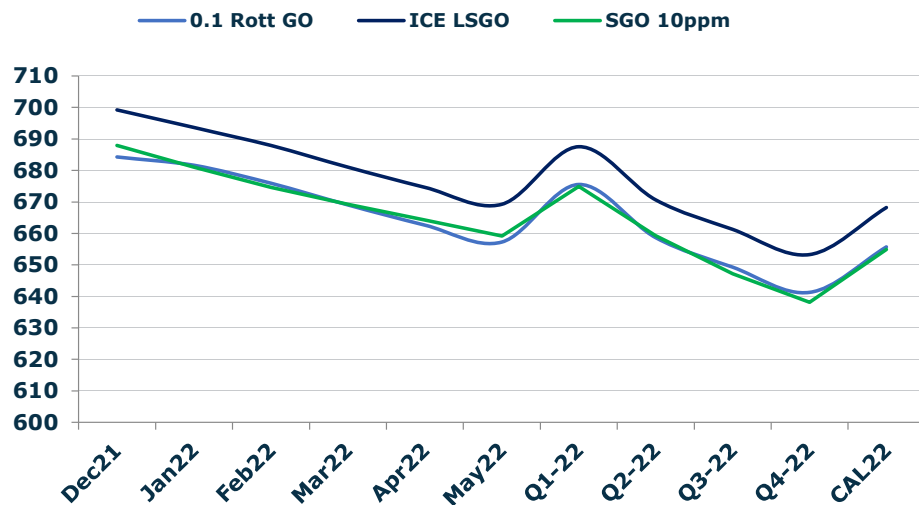
	Barges 3.5	S 380	Rott 0.5%	Sing 0.5%
Dec21/Jan22	0.25	1.00	3.25	4.75
Jan22/Feb22	1.00	1.25	3.50	4.25
Feb22/Mar22	2.00	1.50	3.50	4.00
Mar22/Apr22	2.50	2.00	3.50	4.00
Apr22/May22	2.50	2.00	3.75	4.00
Q1-22/Q2-22	6.73	5.48	10.74	12.09
Q2-22/Q3-22	8.75	6.75	11.25	12.00
Q3-22/Q4-22	9.92	7.50	11.25	12.00
CAL22/CAL23	33.50	33.50	43.7	44.64

GASOIL CURVES

	Rott 0.1	SGO 10ppm	ICE GO
Dec21	684.3	688.0	699.3
Jan22	681.6	681.0	693.6
Feb22	675.9	674.7	687.9
Mar22	669.1	669.2	681.1
Apr22	662.7	664.2	674.7
May22	657.3	659.2	669.3
Q1-22	675.6	675.0	687.6
Q2-22	658.7	659.3	670.7
Q3-22	649.3	647.2	661.3
Q4-22	641.3	638.1	653.3
CAL22	655.7	654.9	668.2

EW SPREAD

	EW380	EW0.5%
Dec21	18.00	27.50
Jan22	17.25	26.00
Feb22	17.00	25.25
Mar22	17.50	24.75
Apr22	18.00	24.25
May22	18.50	24.00
Q1-22	17.25	25.35
Q2-22	18.50	24.00
Q3-22	20.50	23.25
Q4-22	22.92	22.50
CAL22	19.75	23.77



Contact US:

Luke Longhurst

Email: lukel@freightinvestor.com

Mobile: (+44) 7966 968761

Ricky Forman

Email: rickyf@freightinvestor.com

Mobile: (+44) 7868 708719

Sam Twyford

Email: samt@freightinvestor.com

Mobile: (+44) 7729 118643

Jessie Deng

Email: jessied@freightinvestor.com

Mobile: (+86) 13524516743

Jarryd Smith

Email: jarryds@freightinvestor.com

Mobile: (+65) 8798 4987

The information provided in this communication is not intended for retail clients. It is general in nature only and does not constitute advice or an offer to sell, or the solicitation of an offer to purchase any swap or other financial instruments, nor constitute any recommendation on our part. The information has been prepared without considering your investment objectives, financial situation, or knowledge and experience. This material is not a research report and is not intended as such. FIS is not responsible for any trading decisions taken based on this communication. Trading swaps and over-the-counter derivatives, exchange-traded derivatives, and options involve substantial risk and are not suitable for all investors. You are advised to perform an independent investigation to determine whether a transaction is suitable for you. No part of this material may be copied or duplicated in any form by any means or redistributed without our prior written consent. Freight Investor Services Ltd (FIS) is authorised and regulated by the Financial Conduct Authority (FRN: 211452) and is a member of the National Futures Association ("NFA"). Freight Investor Services PTE Ltd ('FIS PTE') is a private limited company, incorporated and registered in Singapore with company number 200603922G, and has subsidiary offices in India and Shanghai. Freight Investor Solutions DMCC ('FIS DMCC') is a private limited company, incorporated and registered in Dubai with company number DMCC1225. Further information about FIS including the location of its offices can be found on our website at freightinvestorservices.com