



# Fuel Oil Daily Evening Report

London +44 20 7090 1134 - info@freightinvestor.com | Singapore +65 6535 5189 - info@freightinvestor.asia | Shanghai +86 21 63012568

08 November 2021

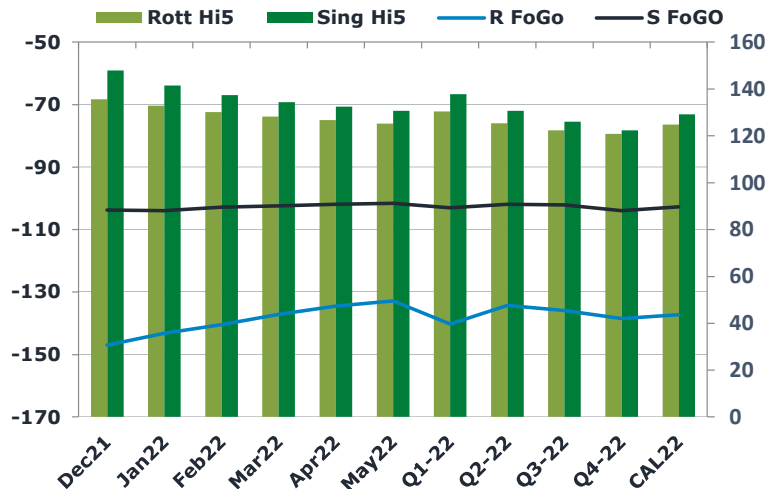
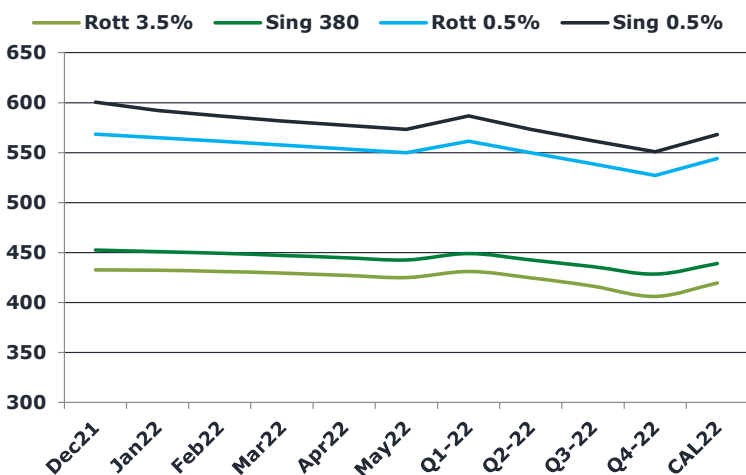
## Oil and Energy Market News

Brent crude oil front month futures ended the day up 1% on Monday printing \$83.61 at 1645BST. Highs in the day reached \$84.00 and lows touched \$82.53.

## Brent

83.61

	Barges 3.5 %	Sing 380cst	Rott 0.5%	Sing 0.5%	Sing Hi5
Dec21	432.65	452.40	568.33	600.33	148
Jan22	432.15	450.90	565.08	592.33	141
Feb22	431.15	449.15	561.33	586.58	137
Mar22	429.40	447.15	557.58	581.58	134
Apr22	427.15	444.90	553.83	577.33	132
May22	424.90	442.65	550.08	573.33	131
Q1-22	430.90	449.05	561.35	586.85	138
Q2-22	424.73	442.65	550.08	573.33	131
Q3-22	416.32	435.82	538.75	561.83	126
Q4-22	406.15	428.40	527.08	550.83	122
CAL22	419.53	438.98	544.31	568.20	129



## Fuel Oil Market News

The front crack opened at -13.80 this morning with the front Barges crack ended the day printing -14.30. The Cal 22 crack was valued at -11.70.

The Singapore FOGO ended the day trading at -103.75, with the Euro Fogo printing -147 on both front months, respectively.

	Rott GOFO	Sing GOFO	R FoGo	S FoGo	Rott Hi5
Dec21	282.68	251.68	-147.00	-103.75	136
Jan22	276.13	245.43	-143.20	-104.00	133
Feb22	270.55	240.25	-140.37	-102.82	130
Mar22	265.28	236.81	-137.10	-102.39	128
Apr22	261.18	234.37	-134.50	-101.94	127
May22	258.10	232.30	-132.92	-101.62	125
Q1-22	270.65	240.82	-140.20	-103.02	130
Q2-22	259.64	232.52	-134.30	-101.84	125
Q3-22	258.33	228.11	-135.90	-102.09	122
Q4-22	259.37	226.39	-138.44	-103.96	121
CAL22	262.00	231.96	-137.21	-102.74	125

# FIS Fuel Oil Daily Evening Report

London +44 20 7090 1134 - info@freightinvestor.com | Singapore +65 6535 5189 - info@freightinvestor.asia | Shanghai +86 21 63012568

## 08 November 2021

### TIME SPREADS FUEL

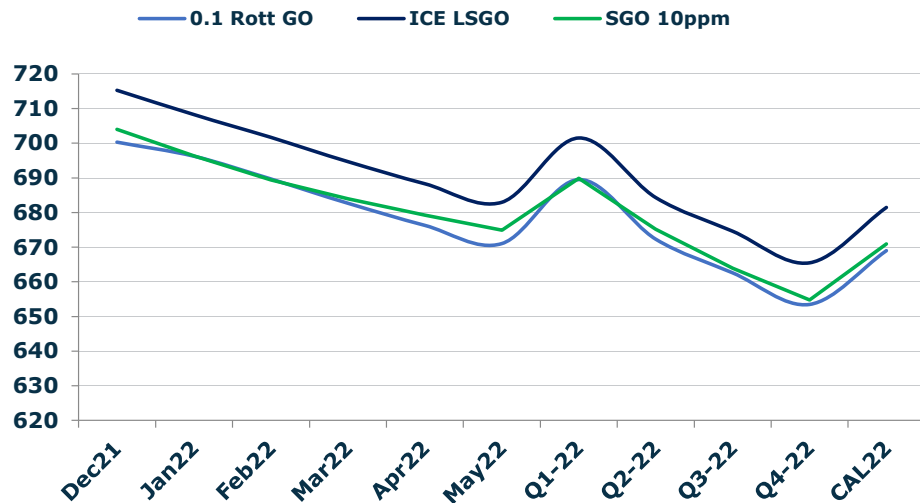
	Barges 3.5	S 380	Rott 0.5%	Sing 0.5%
Dec21/Jan22	0.50	1.50	3.25	8.00
Jan22/Feb22	1.00	1.75	3.75	5.75
Feb22/Mar22	1.75	2.00	3.75	5.00
Mar22/Apr22	2.25	2.25	3.75	4.25
Apr22/May22	2.25	2.25	3.75	4.00
Q1-22/Q2-22	6.17	6.40	11.27	13.52
Q2-22/Q3-22	8.42	6.83	11.33	11.50
Q3-22/Q4-22	10.17	7.42	11.67	11.00
CAL22/CAL23	28.50	28.50	40.3	45.72

### GASOIL CURVES

	Rott 0.1	SGO 10ppm	ICE GO
Dec21	700.3	704.1	715.3
Jan22	696.3	696.3	708.3
Feb22	689.7	689.4	701.7
Mar22	682.7	684.0	694.7
Apr22	676.3	679.3	688.3
May22	671.0	675.0	683.0
Q1-22	689.6	689.9	701.6
Q2-22	672.4	675.2	684.4
Q3-22	662.6	663.9	674.6
Q4-22	653.5	654.8	665.5
CAL22	669.0	670.9	681.5

### EW SPREAD

	EW380	EW0.5%
Dec21	19.75	32.00
Jan22	18.75	27.25
Feb22	18.00	25.25
Mar22	17.75	24.00
Apr22	17.75	23.50
May22	17.75	23.25
Q1-22	18.15	25.50
Q2-22	17.92	23.25
Q3-22	19.50	23.08
Q4-22	22.25	23.75
CAL22	20.00	23.90



### Contact US:

#### Luke Longhurst

Email: lukel@freightinvestor.com

Mobile: (+44) 7966 968761

#### Ricky Forman

Email: rickyf@freightinvestor.com

Mobile: (+44) 7868 708719

#### Sam Twyford

Email: samt@freightinvestor.com

Mobile: (+44) 7729 118643

#### Jessie Deng

Email: jessied@freightinvestor.com

Mobile: (+86) 13524516743

#### Jarryd Smith

Email: jarryds@freightinvestor.com

Mobile: (+65) 8798 4987

The information provided in this communication is not intended for retail clients. It is general in nature only and does not constitute advice or an offer to sell, or the solicitation of an offer to purchase any swap or other financial instruments, nor constitute any recommendation on our part. The information has been prepared without considering your investment objectives, financial situation, or knowledge and experience. This material is not a research report and is not intended as such. FIS is not responsible for any trading decisions taken based on this communication. Trading swaps and over-the-counter derivatives, exchange-traded derivatives, and options involve substantial risk and are not suitable for all investors. You are advised to perform an independent investigation to determine whether a transaction is suitable for you. No part of this material may be copied or duplicated in any form by any means or redistributed without our prior written consent. Freight Investor Services Ltd (FIS) is authorised and regulated by the Financial Conduct Authority (FRN: 211452) and is a member of the National Futures Association ("NFA"). Freight Investor Services PTE Ltd ('FIS PTE') is a private limited company, incorporated and registered in Singapore with company number 200603922G, and has subsidiary offices in India and Shanghai. Freight Investor Solutions DMCC ('FIS DMCC') is a private limited company, incorporated and registered in Dubai with company number DMCC1225. Further information about FIS including the location of its offices can be found on our website at [freightinvestorservices.com](http://freightinvestorservices.com)