



# Fuel Oil Daily Evening Report

London +44 20 7090 1134 - info@freightinvestor.com | Singapore +65 6535 5189 - info@freightinvestor.asia | Shanghai +86 21 63012568

## 15 November 2021

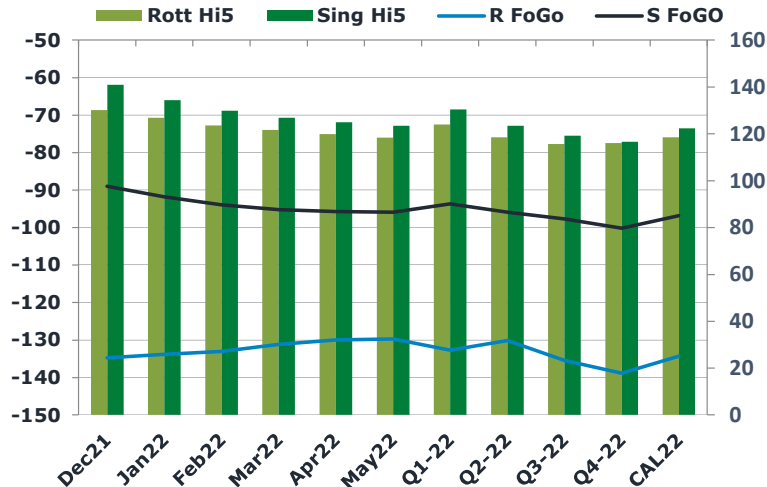
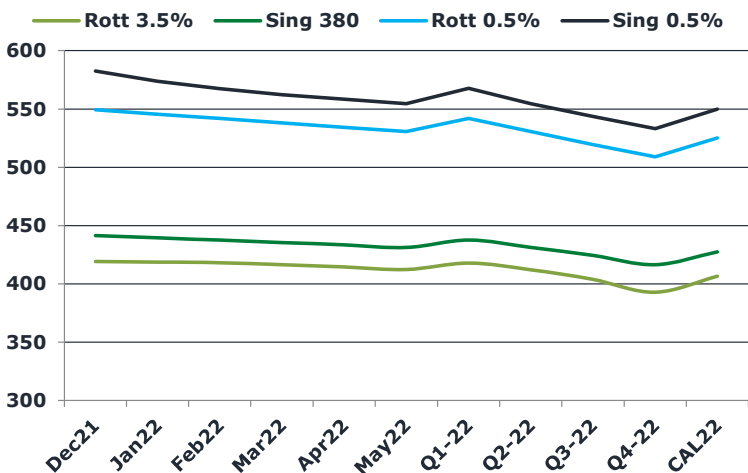
### Oil and Energy Market News

Brent crude oil front month futures ended the day down 1.1% on Monday printing \$81.33 at 1645BST. Highs in the day reached \$82.49 and lows touched \$80.67.

### Brent

**81.33**

	Barges 3.5 %	Sing 380cst	Rott 0.5%	Sing 0.5%	Sing Hi5
Dec21	419.20	441.45	549.36	582.36	141
Jan22	418.70	439.45	545.61	573.86	134
Feb22	418.20	437.45	541.86	567.36	130
Mar22	416.45	435.45	538.11	562.36	127
Apr22	414.45	433.45	534.36	558.36	125
May22	412.20	431.20	530.61	554.61	123
Q1-22	417.80	437.45	541.85	567.85	130
Q2-22	412.12	431.20	530.61	554.61	123
Q3-22	403.78	424.37	519.45	543.61	119
Q4-22	392.78	416.45	508.86	533.11	117
CAL22	406.62	427.37	525.20	549.80	122



### Fuel Oil Market News

The front crack opened at -14.65 this morning with the front Barges crack ended the day printing -14.25. The Cal 22 crack was valued at -12.40.

The Singapore FOGO ended the day trading at -89, with the Euro Fogo printing -134.75 on both front months, respectively.

	Rott GOFO	Sing GOFO	R FoGo	S FoGo	Rott Hi5
Dec21	264.91	229.91	-134.75	-89.00	130
Jan22	260.74	226.18	-133.82	-91.76	127
Feb22	256.69	223.86	-133.02	-93.94	124
Mar22	252.81	222.13	-131.15	-95.22	122
Apr22	249.90	220.63	-129.99	-95.72	120
May22	248.19	219.30	-129.78	-95.89	118
Q1-22	256.75	224.11	-132.70	-93.71	124
Q2-22	248.63	219.33	-130.13	-95.91	118
Q3-22	251.12	216.95	-135.46	-97.70	116
Q4-22	254.92	216.87	-138.84	-100.21	116
CAL22	252.86	219.30	-134.27	-96.87	119



# Fuel Oil Daily Evening Report

London +44 20 7090 1134 - info@freightinvestor.com | Singapore +65 6535 5189 - info@freightinvestor.asia | Shanghai +86 21 63012568

## 15 November 2021

### TIME SPREADS FUEL

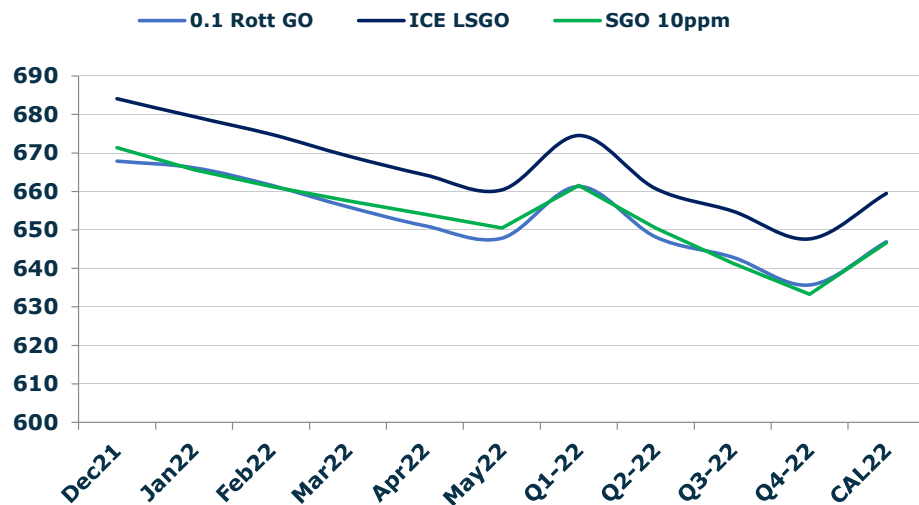
	Barges 3.5	S 380	Rott 0.5%	Sing 0.5%
Dec21/Jan22	0.50	2.00	3.75	8.50
Jan22/Feb22	0.50	2.00	3.75	6.50
Feb22/Mar22	1.75	2.00	3.75	5.00
Mar22/Apr22	2.00	2.00	3.75	4.00
Apr22/May22	2.25	2.25	3.75	3.75
Q1-22/Q2-22	5.68	6.25	11.24	13.24
Q2-22/Q3-22	8.33	6.83	11.17	11.00
Q3-22/Q4-22	11.00	7.92	10.58	10.50
CAL22/CAL23	28.40	28.40	34.0	35.93

### GASOIL CURVES

	Rott 0.1	SGO 10ppm	ICE GO
Dec21	667.9	671.4	684.1
Jan22	666.2	665.6	679.4
Feb22	661.6	661.3	674.9
Mar22	656.0	657.6	669.3
Apr22	651.1	654.1	664.4
May22	647.9	650.5	660.4
Q1-22	661.3	661.6	674.6
Q2-22	648.2	650.5	660.7
Q3-22	642.9	641.3	654.9
Q4-22	635.7	633.3	647.7
CAL22	647.0	646.7	659.5

### EW SPREAD

	EW380	EW0.5%
Dec21	22.25	33.00
Jan22	20.75	28.25
Feb22	19.25	25.50
Mar22	19.00	24.25
Apr22	19.00	24.00
May22	19.00	24.00
Q1-22	19.65	26.00
Q2-22	19.08	24.00
Q3-22	20.58	24.17
Q4-22	23.67	24.25
CAL22	20.00	24.60



### Contact US:

**Luke Longhurst**

Email: lukel@freightinvestor.com

Mobile: (+44) 7966 968761

**Ricky Forman**

Email: rickyf@freightinvestor.com

Mobile: (+44) 7868 708719

**Sam Twyford**

Email: samt@freightinvestor.com

Mobile: (+44) 7729 118643

**Jessie Deng**

Email: jessied@freightinvestor.com

Mobile: (+86) 13524516743

**Jarryd Smith**

Email: jarryds@freightinvestor.com

Mobile: (+65) 8798 4987

The information provided in this communication is not intended for retail clients. It is general in nature only and does not constitute advice or an offer to sell, or the solicitation of an offer to purchase any swap or other financial instruments, nor constitute any recommendation on our part. The information has been prepared without considering your investment objectives, financial situation, or knowledge and experience. This material is not a research report and is not intended as such. FIS is not responsible for any trading decisions taken based on this communication. Trading swaps and over-the-counter derivatives, exchange-traded derivatives, and options involve substantial risk and are not suitable for all investors. You are advised to perform an independent investigation to determine whether a transaction is suitable for you. No part of this material may be copied or duplicated in any form by any means or redistributed without our prior written consent. Freight Investor Services Ltd (FIS) is authorised and regulated by the Financial Conduct Authority (FRN: 211452) and is a member of the National Futures Association ("NFA"). Freight Investor Services PTE Ltd ('FIS PTE') is a private limited company, incorporated and registered in Singapore with company number 200603922G, and has subsidiary offices in India and Shanghai. Freight Investor Solutions DMCC ('FIS DMCC') is a private limited company, incorporated and registered in Dubai with company number DMCC1225. Further information about FIS including the location of its offices can be found on our website at [freightinvestorservices.com](http://freightinvestorservices.com)