



# Fuel Oil Daily Evening Report

London +44 20 7090 1134 - info@freightinvestor.com | Singapore +65 6535 5189 - info@freightinvestor.asia | Shanghai +86 21 63012568

17 November 2021

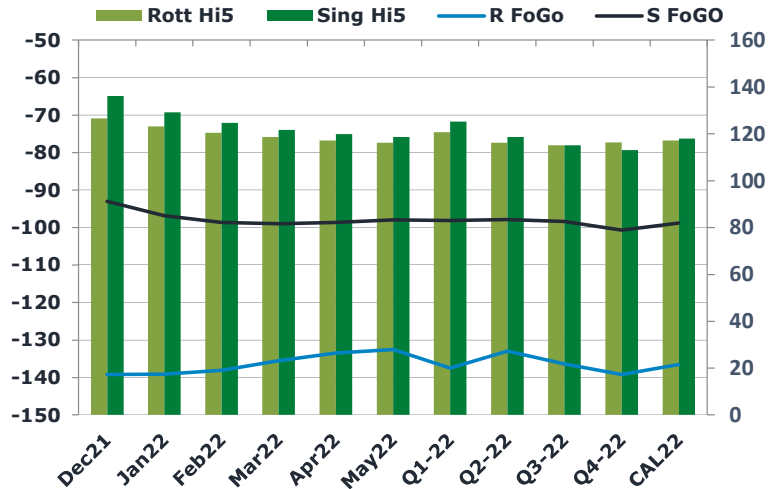
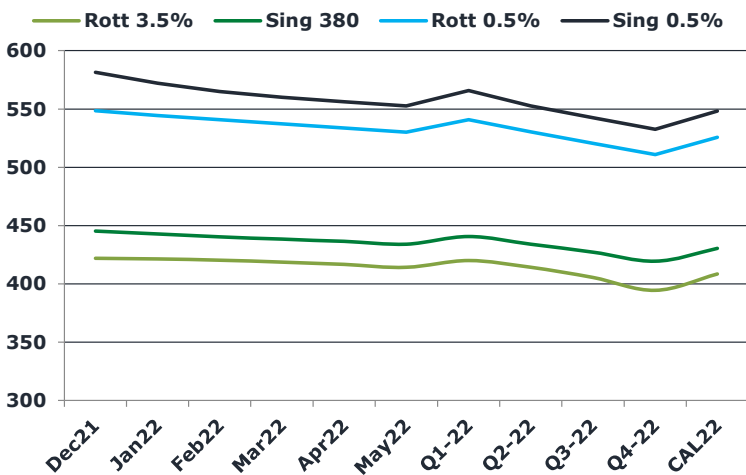
## Oil and Energy Market News

Brent crude oil front month futures ended the day down 1.4% on Wednesday printing \$81.26 at 1645BST. Highs in the day reached \$82.22 and lows touched \$81.12.

## Brent

81.26

	Barges 3.5 %	Sing 380cst	Rott 0.5%	Sing 0.5%	Sing Hi5
Dec21	421.85	445.35	548.51	581.51	136
Jan22	421.35	442.85	544.51	572.01	129
Feb22	420.35	440.35	540.76	565.01	125
Mar22	418.60	438.35	537.26	560.01	122
Apr22	416.60	436.35	533.76	556.26	120
May22	414.10	434.10	530.26	552.76	119
Q1-22	420.10	440.50	540.85	565.70	125
Q2-22	414.10	434.10	530.34	552.76	119
Q3-22	405.43	427.27	520.51	542.34	115
Q4-22	394.35	419.35	510.76	532.43	113
CAL22	408.50	430.31	525.62	548.30	118



## Fuel Oil Market News

The front crack opened at -14.00 this morning with the front Barges crack ended the day printing -13.75. The Cal 22 crack was valued at -12.00.

The Singapore FOGO ended the day trading at -93, with the Euro Fogo printing -139.25 on both front months, respectively.

	Rott GOFO	Sing GOFO	R FoGo	S FoGo	Rott Hi5
Dec21	265.91	229.16	-139.25	-93.00	127
Jan22	262.22	226.00	-139.06	-96.84	123
Feb22	258.45	223.28	-138.03	-98.62	120
Mar22	254.15	220.67	-135.49	-99.00	119
Apr22	250.60	218.49	-133.44	-98.58	117
May22	248.74	216.57	-132.58	-97.91	116
Q1-22	258.25	223.30	-137.50	-98.10	121
Q2-22	249.15	216.52	-132.91	-97.86	116
Q3-22	251.48	213.47	-136.40	-98.39	115
Q4-22	255.56	213.74	-139.15	-100.66	116
CAL22	253.62	216.76	-136.50	-98.77	117



# Fuel Oil Daily Evening Report

London +44 20 7090 1134 - info@freightinvestor.com | Singapore +65 6535 5189 - info@freightinvestor.asia | Shanghai +86 21 63012568

17 November 2021

## TIME SPREADS FUEL

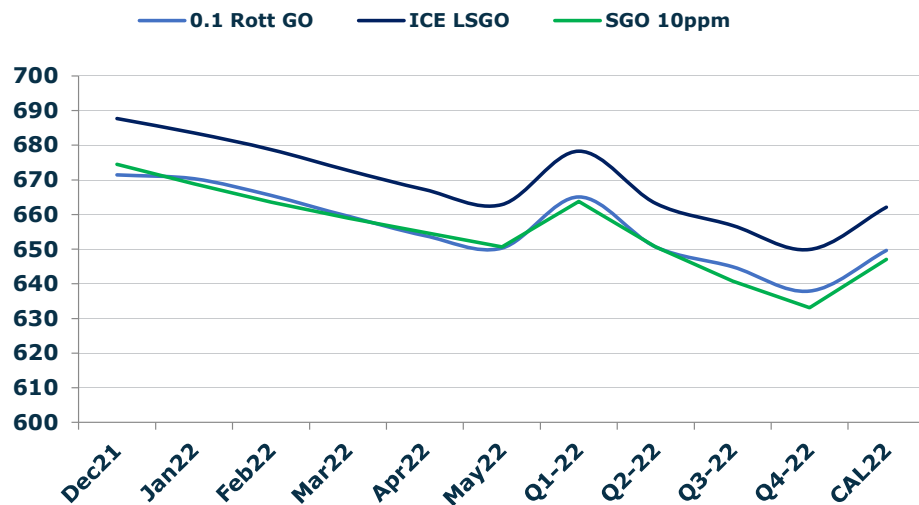
	Barges 3.5	S 380	Rott 0.5%	Sing 0.5%
Dec21/Jan22	0.50	2.50	4.00	9.50
Jan22/Feb22	1.00	2.50	3.75	7.00
Feb22/Mar22	1.75	2.00	3.50	5.00
Mar22/Apr22	2.00	2.00	3.50	3.75
Apr22/May22	2.50	2.25	3.50	3.50
Q1-22/Q2-22	6.00	6.40	10.51	12.94
Q2-22/Q3-22	8.67	6.83	9.83	10.42
Q3-22/Q4-22	11.08	7.92	9.75	9.92
CAL22/CAL23	29.00	29.00	33.1	28.74

## GASOIL CURVES

	Rott 0.1	SGO 10ppm	ICE GO
Dec21	671.5	674.5	687.8
Jan22	670.3	668.8	683.6
Feb22	665.5	663.6	678.8
Mar22	659.5	659.0	672.8
Apr22	654.0	654.8	667.2
May22	650.3	650.7	662.8
Q1-22	665.1	663.8	678.4
Q2-22	650.7	650.6	663.3
Q3-22	644.9	640.7	656.9
Q4-22	637.9	633.1	649.9
CAL22	649.6	647.1	662.1

## EW SPREAD

	EW380	EW0.5%
Dec21	23.50	33.00
Jan22	21.50	27.50
Feb22	20.00	24.25
Mar22	19.75	22.75
Apr22	19.75	22.50
May22	20.00	22.50
Q1-22	20.40	24.85
Q2-22	20.00	22.42
Q3-22	21.83	21.83
Q4-22	25.00	21.67
CAL22	22.00	22.69



## Contact US:

### Luke Longhurst

Email: lukel@freightinvestor.com

Mobile: (+44) 7966 968761

### Ricky Forman

Email: rickyf@freightinvestor.com

Mobile: (+44) 7868 708719

### Sam Twyford

Email: samt@freightinvestor.com

Mobile: (+44) 7729 118643

### Jessie Deng

Email: jessied@freightinvestor.com

Mobile: (+86) 13524516743

### Jarryd Smith

Email: jarryds@freightinvestor.com

Mobile: (+65) 8798 4987

The information provided in this communication is not intended for retail clients. It is general in nature only and does not constitute advice or an offer to sell, or the solicitation of an offer to purchase any swap or other financial instruments, nor constitute any recommendation on our part. The information has been prepared without considering your investment objectives, financial situation, or knowledge and experience. This material is not a research report and is not intended as such. FIS is not responsible for any trading decisions taken based on this communication. Trading swaps and over-the-counter derivatives, exchange-traded derivatives, and options involve substantial risk and are not suitable for all investors. You are advised to perform an independent investigation to determine whether a transaction is suitable for you. No part of this material may be copied or duplicated in any form by any means or redistributed without our prior written consent. Freight Investor Services Ltd (FIS) is authorised and regulated by the Financial Conduct Authority (FRN: 211452) and is a member of the National Futures Association ("NFA"). Freight Investor Services PTE Ltd ('FIS PTE') is a private limited company, incorporated and registered in Singapore with company number 200603922G, and has subsidiary offices in India and Shanghai. Freight Investor Solutions DMCC ('FIS DMCC') is a private limited company, incorporated and registered in Dubai with company number DMCC1225. Further information about FIS including the location of its offices can be found on our website at [freightinvestorservices.com](http://freightinvestorservices.com)