

FIS Fuel Oil Daily Evening Report

London +44 20 7090 1134 - info@freightinvestor.com | Singapore +65 6535 5189 - info@freightinvestor.asia | Shanghai +86 21 63012568

25 November 2021

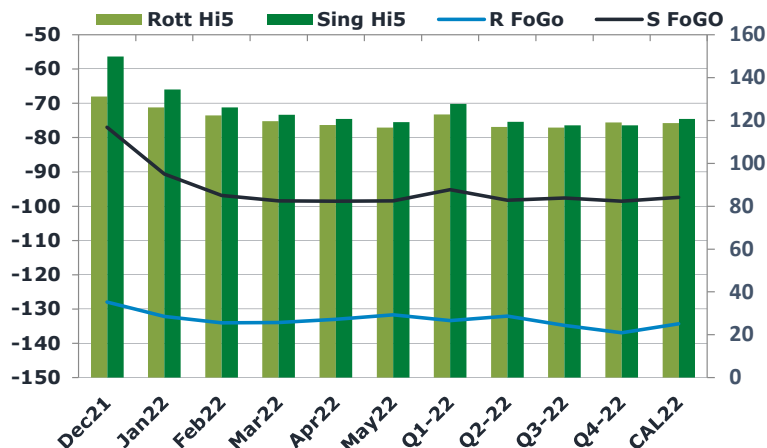
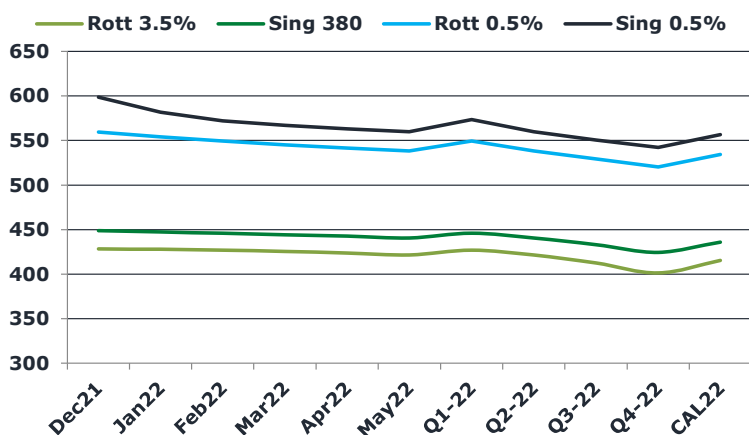
Oil and Energy Market News

Brent crude oil front month futures ended the day down 0.8% on Thursday printing \$82.01 at 1645BST. Highs in the day reached \$82.58 and lows touched \$81.70.

Brent

82.01

	Barges 3.5 %	Sing 380cst	Rott 0.5%	Sing 0.5%	Sing Hi5
Dec21	428.25	448.75	559.42	598.67	150
Jan22	427.75	447.25	553.92	581.67	134
Feb22	427.00	445.75	549.42	571.92	126
Mar22	425.50	444.25	545.17	566.92	123
Apr22	423.50	442.50	541.42	563.17	121
May22	421.50	440.50	538.17	559.67	119
Q1-22	426.75	445.75	549.50	573.50	128
Q2-22	421.33	440.42	538.25	559.84	119
Q3-22	412.50	433.00	529.17	550.67	118
Q4-22	401.17	424.42	520.17	542.17	118
CAL22	415.44	435.90	534.27	556.55	121



Fuel Oil Market News

The front crack opened at -13.30 this morning with the front Barges crack ended the day printing -13.35. The Cal 22 crack was valued at -11.80.

The Singapore FOGO ended the day trading at -77, with the Euro Fogo printing -128 on both front months, respectively.

	Rott GOFO	Sing GOFO	R FoGo	S FoGo	Rott Hi5
Dec21	259.17	226.92	-128.00	-77.00	131
Jan22	258.27	224.99	-132.10	-90.57	126
Feb22	256.41	223.07	-133.99	-96.90	122
Mar22	253.55	221.14	-133.88	-98.47	120
Apr22	250.89	219.24	-132.97	-98.57	118
May22	248.37	217.66	-131.70	-98.49	117
Q1-22	256.10	222.89	-133.35	-95.14	123
Q2-22	248.95	217.70	-132.03	-98.28	117
Q3-22	251.41	215.30	-134.74	-97.63	117
Q4-22	255.93	216.26	-136.92	-98.51	119
CAL22	253.09	218.08	-134.25	-97.43	119

FIS Fuel Oil Daily Evening Report

London +44 20 7090 1134 - info@freightinvestor.com | Singapore +65 6535 5189 - info@freightinvestor.asia | Shanghai +86 21 63012568

25 November 2021

TIME SPREADS FUEL

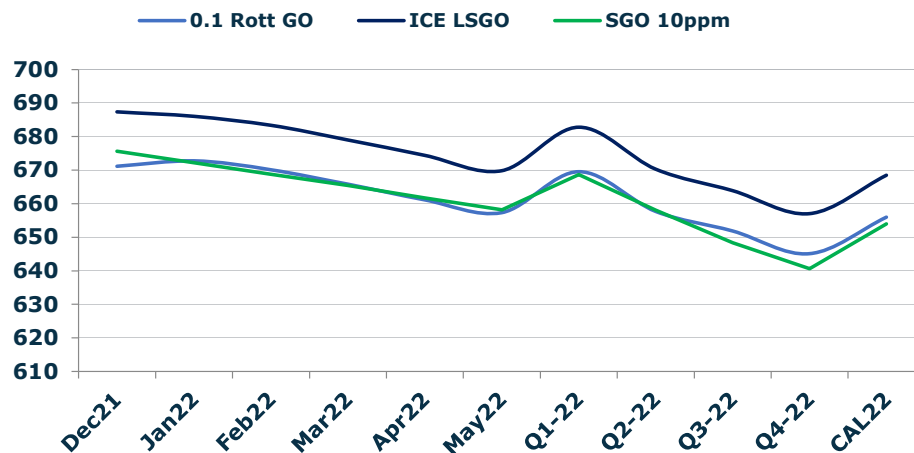
	Barges 3.5	S 380	Rott 0.5%	Sing 0.5%
Dec21/Jan22	0.50	1.50	5.50	17.00
Jan22/Feb22	0.75	1.50	4.50	9.75
Feb22/Mar22	1.50	1.50	4.25	5.00
Mar22/Apr22	2.00	1.75	3.75	3.75
Apr22/May22	2.00	2.00	3.25	3.50
Q1-22/Q2-22	5.42	5.33	11.25	13.66
Q2-22/Q3-22	8.83	7.42	9.08	9.17
Q3-22/Q4-22	11.33	8.58	9.00	8.50
CAL22/CAL23	30.50	30.50	36.3	32.65

GASOIL CURVES

	Rott 0.1	SGO 10ppm	ICE GO
Dec21	671.2	675.7	687.4
Jan22	672.8	672.2	686.0
Feb22	670.2	668.8	683.4
Mar22	665.8	665.4	679.1
Apr22	661.1	661.7	674.4
May22	657.4	658.2	669.9
Q1-22	669.6	668.6	682.9
Q2-22	657.7	658.1	670.3
Q3-22	651.9	648.3	663.9
Q4-22	645.1	640.7	657.1
CAL22	656.0	654.0	668.5

EW SPREAD

	EW380	EW0.5%
Dec21	20.50	39.25
Jan22	19.50	27.75
Feb22	18.75	22.50
Mar22	18.75	21.75
Apr22	19.00	21.75
May22	19.00	21.50
Q1-22	19.00	24.00
Q2-22	19.08	21.58
Q3-22	20.50	21.50
Q4-22	23.25	22.00
CAL22	21.25	22.27



Contact US:

Luke Longhurst

Email: lukel@freightinvestor.com

Mobile: (+44) 7966 968761

Ricky Forman

Email: rickyf@freightinvestor.com

Mobile: (+44) 7868 708719

Sam Twyford

Email: samt@freightinvestor.com

Mobile: (+44) 7729 118643

Jessie Deng

Email: jessied@freightinvestor.com

Mobile: (+86) 13524516743

Jarryd Smith

Email: jarryds@freightinvestor.com

Mobile: (+65) 8798 4987

The information provided in this communication is not intended for retail clients. It is general in nature only and does not constitute advice or an offer to sell, or the solicitation of an offer to purchase any swap or other financial instruments, nor constitute any recommendation on our part. The information has been prepared without considering your investment objectives, financial situation, or knowledge and experience. This material is not a research report and is not intended as such. FIS is not responsible for any trading decisions taken based on this communication. Trading swaps and over-the-counter derivatives, exchange-traded derivatives, and options involve substantial risk and are not suitable for all investors. You are advised to perform an independent investigation to determine whether a transaction is suitable for you. No part of this material may be copied or duplicated in any form by any means or redistributed without our prior written consent. Freight Investor Services Ltd (FIS) is authorised and regulated by the Financial Conduct Authority (FRN: 211452) and is a member of the National Futures Association ("NFA"). Freight Investor Services PTE Ltd ('FIS PTE') is a private limited company, incorporated and registered in Singapore with company number 200603922G, and has subsidiary offices in India and Shanghai. Freight Investor Solutions DMCC ('FIS DMCC') is a private limited company, incorporated and registered in Dubai with company number DMCC1225. Further information about FIS including the location of its offices can be found on our website at freightinvestorservices.com