



Fuel Oil Daily Evening Report

London +44 20 7090 1134 - info@freightinvestor.com | Singapore +65 6535 5189 - info@freightinvestor.asia | Shanghai +86 21 63012568

26 November 2021

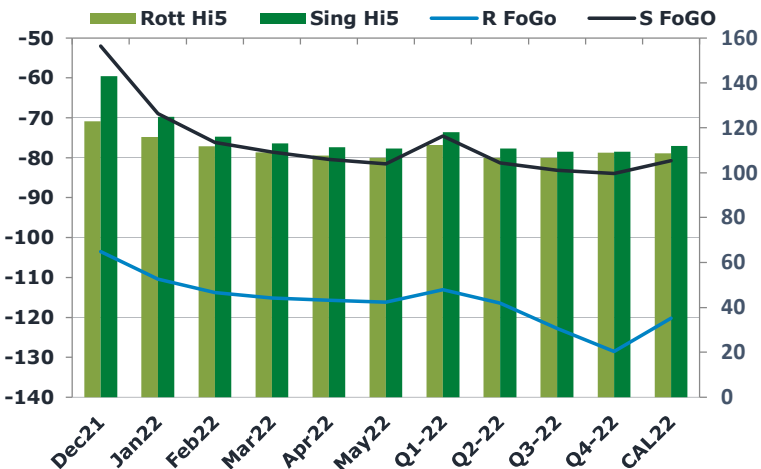
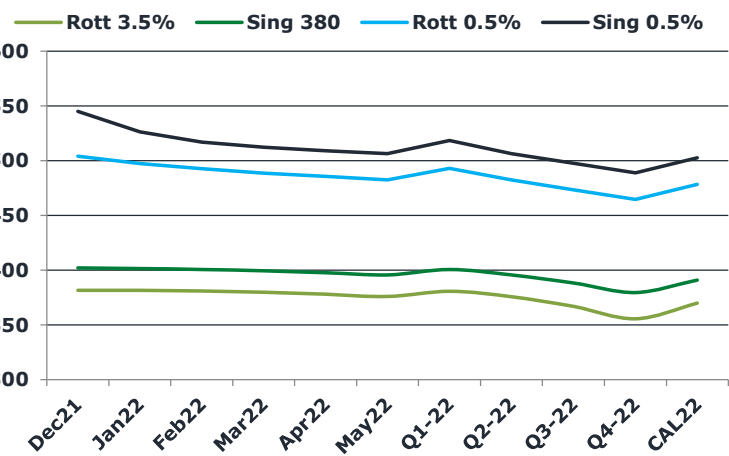
Oil and Energy Market News

Brent crude oil front month futures ended the day down over 10% on Friday printing \$73.57 at the time of writing. Highs in the day reached \$81.66 and lows touched \$72.14

Brent

73.77

	Barges 3.5 %	Sing 380cst	Rott 0.5%	Sing 0.5%	Sing Hi5
Dec21	381.40	401.90	504.22	544.97	143
Jan22	381.40	401.40	497.22	526.22	125
Feb22	380.90	400.65	492.72	516.72	116
Mar22	379.65	399.40	488.72	512.47	113
Apr22	377.90	397.65	485.47	508.97	111
May22	375.90	395.65	482.47	506.47	111
Q1-22	380.65	400.50	492.90	518.45	118
Q2-22	375.73	395.57	482.47	506.30	111
Q3-22	366.90	388.15	473.47	497.47	109
Q4-22	355.57	379.57	464.47	488.97	109
CAL22	369.71	390.94	478.32	502.80	112



Fuel Oil Market News

The front crack opened at -13.45 this morning and ended the day printing -12.5. The Cal 22 crack was valued at -11.60

The Singapore FOGO ended the day trading at -52 from -70, with the Euro Fogo printing -103.5 from -119 on both front months, respectively.

	Rott GOFO	Sing GOFO	R FoGo	S FoGo	Rott Hi5
Dec21	226.32	195.07	-103.50	-52.00	123
Jan22	226.23	193.70	-110.41	-68.89	116
Feb22	225.62	192.29	-113.80	-76.23	112
Mar22	224.25	191.61	-115.18	-78.54	109
Apr22	223.26	191.72	-115.70	-80.40	108
May22	222.74	192.38	-116.17	-81.56	107
Q1-22	225.35	192.52	-113.10	-74.57	112
Q2-22	223.19	192.09	-116.45	-81.35	107
Q3-22	229.30	192.40	-122.74	-83.09	107
Q4-22	237.43	193.36	-128.53	-83.96	109
CAL22	228.82	192.60	-120.21	-80.74	109

FIS Fuel Oil Daily Evening Report

London +44 20 7090 1134 - info@freightinvestor.com | Singapore +65 6535 5189 - info@freightinvestor.asia | Shanghai +86 21 63012568

26 November 2021

TIME SPREADS FUEL

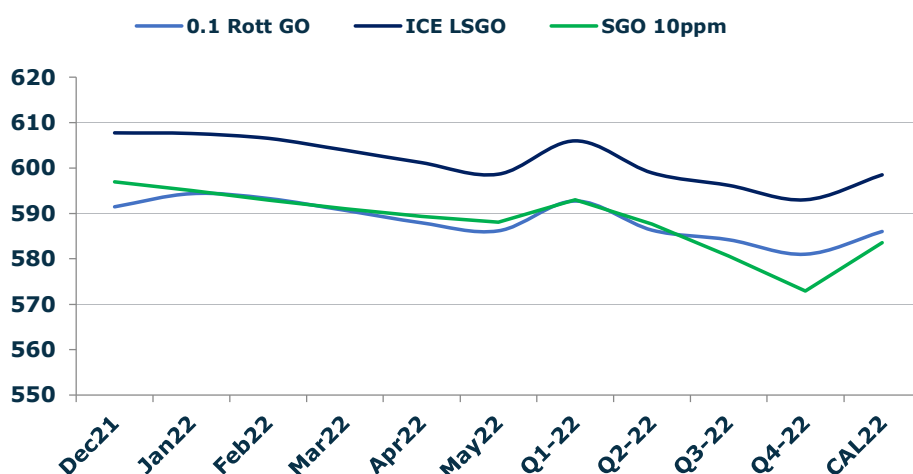
	Barges 3.5	S 380	Rott 0.5%	Sing 0.5%
Dec21/Jan22	0.00	0.50	7.00	18.75
Jan22/Feb22	0.50	0.75	4.50	9.50
Feb22/Mar22	1.25	1.25	4.00	4.25
Mar22/Apr22	1.75	1.75	3.25	3.50
Apr22/May22	2.00	2.00	3.00	2.50
Q1-22/Q2-22	4.92	4.93	10.43	12.15
Q2-22/Q3-22	8.83	7.42	9.00	8.83
Q3-22/Q4-22	11.33	8.58	9.00	8.50
CAL22/CAL23	30.50	30.50	26.1	23.86

GASOIL CURVES

	Rott 0.1	SGO 10ppm	ICE GO
Dec21	591.5	597.0	607.7
Jan22	594.4	595.1	607.6
Feb22	593.3	592.9	606.5
Mar22	590.7	591.0	603.9
Apr22	587.9	589.4	601.2
May22	586.1	588.0	598.6
Q1-22	592.8	593.0	606.0
Q2-22	586.3	587.7	598.9
Q3-22	584.2	580.6	596.2
Q4-22	581.0	572.9	593.0
CAL22	586.0	583.5	598.5

EW SPREAD

	EW380	EW0.5%
Dec21	20.50	40.75
Jan22	20.00	29.00
Feb22	19.75	24.00
Mar22	19.75	23.75
Apr22	19.75	23.50
May22	19.75	24.00
Q1-22	19.85	25.55
Q2-22	19.83	23.83
Q3-22	21.25	24.00
Q4-22	24.00	24.50
CAL22	21.25	24.48



Contact US:

Luke Longhurst

Email: lukel@freightinvestor.com

Mobile: (+44) 7966 968761

Ricky Forman

Email: rickyf@freightinvestor.com

Mobile: (+44) 7868 708719

Sam Twyford

Email: samt@freightinvestor.com

Mobile: (+44) 7729 118643

Jessie Deng

Email: jessied@freightinvestor.com

Mobile: (+86) 13524516743

Jarryd Smith

Email: jarryds@freightinvestor.com

Mobile: (+65) 8798 4987

The information provided in this communication is not intended for retail clients. It is general in nature only and does not constitute advice or an offer to sell, or the solicitation of an offer to purchase any swap or other financial instruments, nor constitute any recommendation on our part. The information has been prepared without considering your investment objectives, financial situation, or knowledge and experience. This material is not a research report and is not intended as such. FIS is not responsible for any trading decisions taken based on this communication. Trading swaps and over-the-counter derivatives, exchange-traded derivatives, and options involve substantial risk and are not suitable for all investors. You are advised to perform an independent investigation to determine whether a transaction is suitable for you. No part of this material may be copied or duplicated in any form by any means or redistributed without our prior written consent. Freight Investor Services Ltd (FIS) is authorised and regulated by the Financial Conduct Authority (FRN: 211452) and is a member of the National Futures Association ("NFA"). Freight Investor Services PTE Ltd ('FIS PTE') is a private limited company, incorporated and registered in Singapore with company number 200603922G, and has subsidiary offices in India and Shanghai. Freight Investor Solutions DMCC ('FIS

