



Fuel Oil Daily Evening Report

London +44 20 7090 1134 - info@freightinvestor.com | Singapore +65 6535 5189 - info@freightinvestor.asia | Shanghai +86 21 63012568

30 November 2021

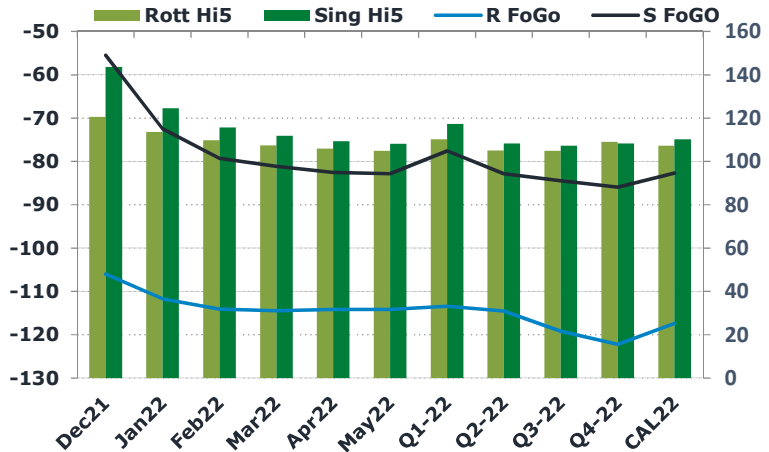
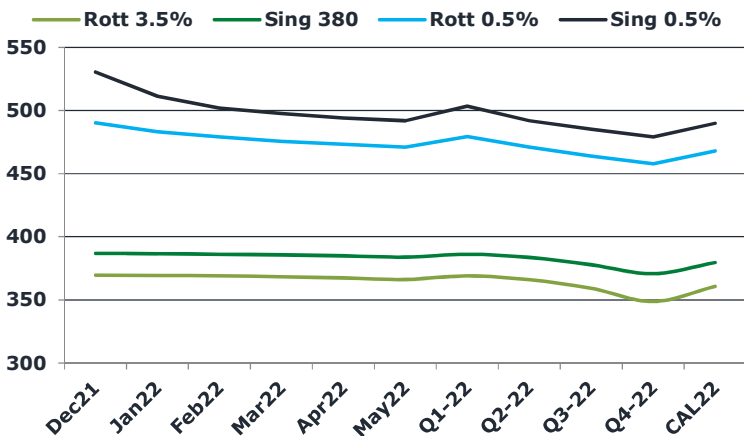
Oil and Energy Market News

Another choppy day in the market with Brent crude oil front month futures ending the day down 3.7% at \$70.72.01 at 16.42 BST. Highs in the day reached \$74.56 and lows touched \$70.22

Brent

70.72

	Barges 3.5 %	Sing 380cst	Rott 0.5%	Sing 0.5%	Sing Hi5
Dec21	369.65	386.90	490.26	530.51	144
Jan22	369.40	386.65	483.01	511.26	125
Feb22	369.15	386.15	479.01	501.76	116
Mar22	368.40	385.65	475.76	497.51	112
Apr22	367.40	384.90	473.26	494.26	109
May22	366.15	383.90	471.01	492.01	108
Q1-22	369.00	386.15	479.25	503.50	117
Q2-22	365.98	383.65	470.93	491.93	108
Q3-22	359.15	377.82	464.01	485.09	107
Q4-22	348.73	370.73	457.76	479.01	108
CAL22	360.71	379.59	467.99	489.89	110



Fuel Oil Market News

The front crack opened at -12.25 this morning and ended the day printing -11.95. The Cal 22 crack opened at -11.35 and traded between -11.40 and -11.20.

The Singapore FOGO ended the day trading at -55.5, with the Euro Fogo printing -106 on both front months, respectively.

	Rott GOFO	Sing GOFO	R FoGo	S FoGO	Rott Hi5
Dec21	226.61	199.11	-106.00	-55.50	121
Jan22	225.29	197.05	-111.68	-72.44	114
Feb22	223.91	194.87	-114.05	-79.26	110
Mar22	221.83	192.99	-114.46	-81.12	107
Apr22	220.01	191.87	-114.15	-82.51	106
May22	219.00	190.94	-114.14	-82.82	105
Q1-22	223.65	194.95	-113.40	-77.60	110
Q2-22	219.45	191.09	-114.51	-82.81	105
Q3-22	224.06	191.76	-119.20	-84.48	105
Q4-22	231.25	194.22	-122.22	-85.94	109
CAL22	224.61	193.01	-117.33	-82.71	107

FIS Fuel Oil Daily Evening Report

London +44 20 7090 1134 - info@freightinvestor.com | Singapore +65 6535 5189 - info@freightinvestor.asia | Shanghai +86 21 63012568

30 November 2021

TIME SPREADS FUEL

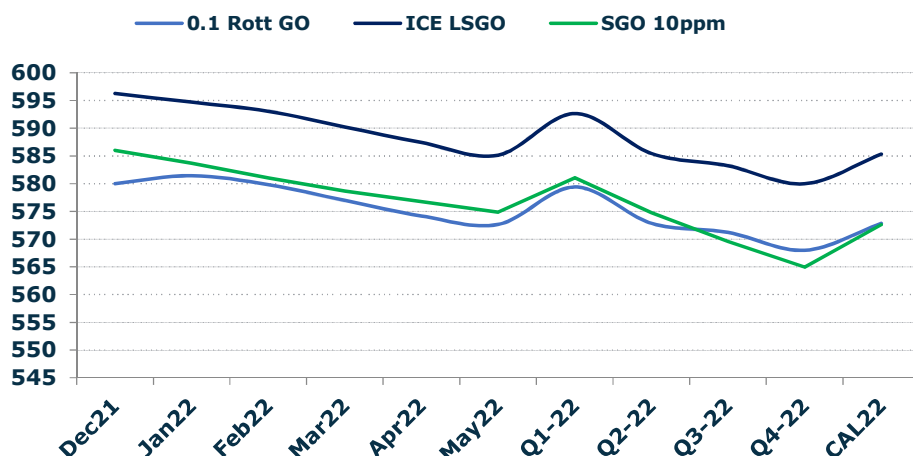
	Barges 3.5	S 380	Rott 0.5%	Sing 0.5%
Dec21/Jan22	0.25	0.25	7.25	19.25
Jan22/Feb22	0.25	0.50	4.00	9.50
Feb22/Mar22	0.75	0.50	3.25	4.25
Mar22/Apr22	1.00	0.75	2.50	3.25
Apr22/May22	1.25	1.00	2.25	2.25
Q1-22/Q2-22	3.02	2.50	8.32	11.57
Q2-22/Q3-22	6.83	5.83	6.92	6.83
Q3-22/Q4-22	10.42	7.08	6.25	6.08
CAL22/CAL23	20.50	20.50	14.8	12.55

GASOIL CURVES

	Rott 0.1	SGO 10ppm	ICE GO
Dec21	580.0	586.0	596.3
Jan22	581.4	583.7	594.7
Feb22	579.8	581.0	593.1
Mar22	577.0	578.6	590.2
Apr22	574.2	576.8	587.4
May22	572.6	574.8	585.1
Q1-22	579.4	581.1	592.7
Q2-22	572.9	574.7	585.4
Q3-22	571.2	569.6	583.2
Q4-22	568.0	565.0	580.0
CAL22	572.8	572.6	585.3

EW SPREAD

	EW380	EW0.5%
Dec21	17.25	40.25
Jan22	17.25	28.25
Feb22	17.00	22.75
Mar22	17.25	21.75
Apr22	17.50	21.00
May22	17.75	21.00
Q1-22	17.15	24.25
Q2-22	17.67	21.00
Q3-22	18.67	21.08
Q4-22	22.00	21.25
CAL22	19.75	21.90



Contact US:

Luke Longhurst

Email: lukel@freightinvestor.com

Mobile: (+44) 7966 968761

Ricky Forman

Email: rickyf@freightinvestor.com

Mobile: (+44) 7868 708719

Sam Twyford

Email: samt@freightinvestor.com

Mobile: (+44) 7729 118643

Jessie Deng

Email: jessied@freightinvestor.com

Mobile: (+86) 13524516743

Jarryd Smith

Email: jarryds@freightinvestor.com

Mobile: (+65) 8798 4987

The information provided in this communication is not intended for retail clients. It is general in nature only and does not constitute advice or an offer to sell, or the solicitation of an offer to purchase any swap or other financial instruments, nor constitute any recommendation on our part. The information has been prepared without considering your investment objectives, financial situation, or knowledge and experience. This material is not a research report and is not intended as such. FIS is not responsible for any trading decisions taken based on this communication. Trading swaps and over-the-counter derivatives, exchange-traded derivatives, and options involve substantial risk and are not suitable for all investors. You are advised to perform an independent investigation to determine whether a transaction is suitable for you. No part of this material may be copied or duplicated in any form by any means or redistributed without our prior written consent. Freight Investor Services Ltd (FIS) is authorised and regulated by the Financial Conduct Authority (FRN: 211452) and is a member of the National Futures Association ("NFA"). Freight Investor Services PTE Ltd ('FIS PTE') is a private limited company, incorporated and registered in Singapore with company number 200603922G, and has subsidiary offices in India and Shanghai. Freight Investor Solutions DMCC ('FIS DMCC') is a private limited company, incorporated and registered in Dubai with company number DMCC1225. Further information about FIS including the location of its offices can be found on our website at freightinvestorservices.com