



FIS 海岬型与巴拿马型FFA报告

伦敦 +44 20 7090 1120 - info@freightinvestor.com | 新加坡 +65 6535 5189 - info@freightinvestor.asia
上海 +86 21 6335 4002 | 迪拜 +971 4 4493900

10 November 2021

海岬型期租平均

现价	32099	涨幅	1624	
月累计价	29686			
年累计价	33612			
时期	买入价	卖出价	收盘价	涨幅
Nov 21	27750	28000	27875	375
Dec 21	23500	24000	23750	-1000
Jan 22	18500	19000	18750	-1250
Q1 22	15250	15750	15500	-1400
Q2 22	20250	20500	20375	-625
Q3 22	25750	26250	26000	0
Q4. 22	23750	24250	24000	125
Cal 22	21250	21650	21450	-425
Cal 23	16250	16750	16500	-250
Cal 24	15500	16000	15750	250

巴拿马型期租平均

现价	26372	涨幅	-51	
月累计价	28225			
年累计价	25918			
时期	买入价	卖出价	收盘价	涨幅
Nov 21	25250	25750	25500	-875
Dec 21	22250	22750	22500	-2375
Jan 22	20000	20400	20200	-2300
Q1 22	20100	20350	20225	-1525
Q2 22	20100	20400	20250	-1250
Q3 22	17750	18250	18000	-775
Q4. 22	16500	17000	16750	-875
Cal 22	18650	19000	18825	-1050
Cal 23	13000	13350	13175	-500
Cal 24	11950	12300	12125	-375

差价	比例
5727	1.22
1461	1.05
7694	1.30
差价	比例
2375	1.09
1250	1.06
-1450	0.93
-4725	0.77
125	1.01
8000	1.44
7250	1.43
2625	1.14
3325	1.25
3625	1.30

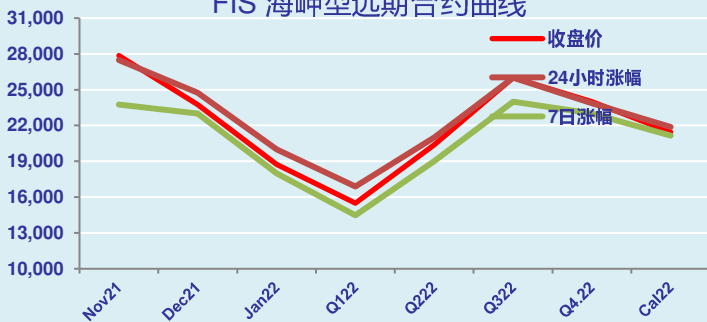
海岬型评语

尽管航运行情持续利好，但海岬期货交易却是波涛汹涌的一天，走势有多次转变。巴拿马市场最终还是对海岬施压，午盘巴拿马近期合约遭到强烈抛售，受到与巴拿马价差的影响海岬价格走低。在收盘时市场获得一些支撑，但大型船明天将面临什么仍是未知。

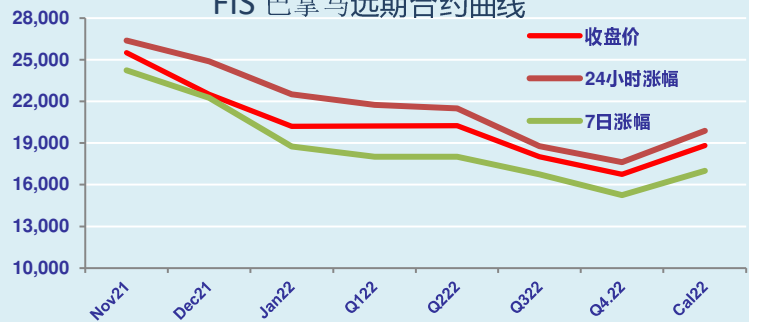
巴拿马型评语

巴拿马合约市场看跌情绪依旧存在，随着航运行情显示出进一步恶化的迹象，任何买盘支撑都很快被填补，价格被压低。再加上海岬运价未能持稳，11月和12月合约价格受挫最为严重，均跌2500没有分别交易在25750美元和22000美元的低位，第一季度和第二季度持平，达到20000至20200美元的低位，远期Cal22进一步下跌到18750美元。收盘时价格在日低点获得支撑，市场情绪十分谨慎，任何支撑似乎都很脆弱。

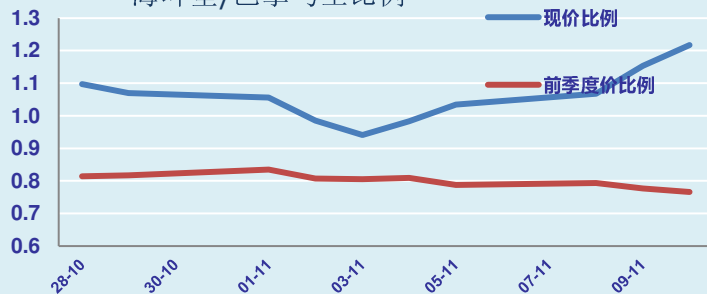
FIS 海岬型远期合约曲线



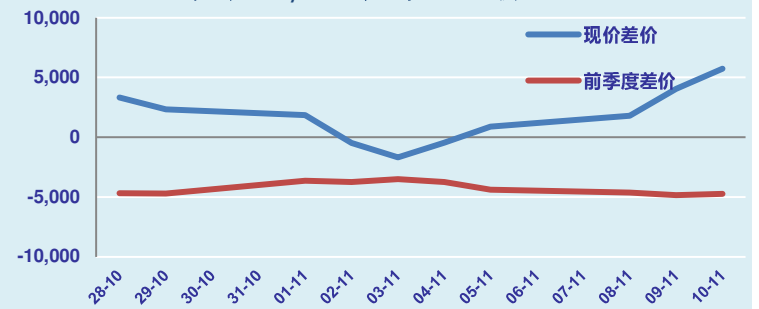
FIS 巴拿马远期合约曲线



海岬型/巴拿马型比例



海岬型 / 巴拿马型差价



了解更多FIS信息及交易机会请登录 freightinvestorservices.com

Disclaimer: The information provided in this communication is not intended for retail clients. It is general in nature only and does not constitute advice or an offer to sell, or the solicitation of an offer to purchase any swap or other financial instruments, nor constitute any recommendation on our part. The information has been prepared without considering your investment objectives, financial situation, or knowledge and experience. This material is not a research report and is not intended as such. FIS is not responsible for any trading decisions taken based on this communication. Trading swaps and over-the-counter derivatives, exchange-traded derivatives, and options involve substantial risk and are not suitable for all investors. You are advised to perform an independent investigation to determine whether a transaction is suitable for you. No part of this material may be copied or duplicated in any form by any means or redistributed without our prior written consent.



FIS 海岬型与巴拿马型FFA报告

伦敦 +44 20 7090 1120 - info@freightinvestor.com | 新加坡+65 6535 5189 - info@freightinvestor.asia
上海 +86 21 6335 4002 | 迪拜+971 4 4493900

第2页

10 November 2021

巴拿马型 1A

现价	30575	涨幅	25	
月累计价	31604			
年累计价	26536			
时期	买入价	卖出价	收盘价	涨幅
Nov 21	28000	29000	28500	0
Dec 21	26000	27000	26500	0
Jan 22	24000	25000	24500	0
Q4 21	22500	23500	23000	0
Q1 22	21500	22500	22000	0

巴拿马型 P8

现价	61	涨幅	-0.657	
月累计价	64			
年累计价	57			
时期	买入价	卖出价	收盘价	涨幅
Nov 21	56.70	58.70	57.70	0.00
Dec 21	51.00	53.00	52.00	0.00
Jan 22	41.00	42.00	41.50	0.00
Q4 21	42.00	44.00	43.00	0.00
Q1 22	45.00	47.00	46.00	0.00

巴拿马型 2A

现价	40473	涨幅	-345	
月累计价	42921			
年累计价	39491			
时期	买入价	卖出价	收盘价	涨幅
Nov 21	41000	42000	41500	0
Dec 21	38500	39500	39000	0
Jan 23	35000	36000	35500	0
Q1 22	33250	34250	33750	0
Q2 22	33500	34500	34000	0

巴拿马型 3A

现价	23435	涨幅	361	
月累计价	25360			
年累计价	26916			
时期	买入价	卖出价	收盘价	涨幅
Nov 21	23500	24500	24000	0
Dec 21	23000	24000	23500	0
Jan 23	21000	22000	21500	0
Q1 22	21000	22000	21500	0
Q2 22	20000	21000	20500	0

差价	17038	比例	1.73
	17561		1.69
	12575		1.47
	17500		1.73
	15500		1.66
	14000		1.65
	12250		1.57
	13500		1.66

海岬型 C7

现价	16.69	涨幅	0.57	
月累计价	16.01			
年累计价	15.12			
时期	买入价	卖出价	收盘价	涨幅
Nov 21	15.50	16.50	16.00	0.00
Dec 21	15.50	16.50	16.00	0.00
Jan 23	11.75	12.75	12.25	0.00
Q1 22	11.50	12.50	12.00	0.00
Q2 22	12.50	13.50	13.00	0.00
Cal 22	13.25	13.75	13.50	0.00
Cal 23	11.75	12.25	12.00	0.00
Cal 24	11.50	12.50	12.00	0.00

海岬型 C3

现价	26.15	涨幅	0.63	
月累计价	25.69			
年累计价	26.84			
时期	买入价	卖出价	收盘价	涨幅
Nov 21	24.50	25.50	25.00	0.00
Dec 21	25.00	26.00	25.50	0.00
Jan 23	22.50	23.50	23.00	0.00
Q1 22	21.50	22.25	21.88	0.00
Q2 22	21.75	22.50	22.13	0.00
Cal 22	22.50	23.50	23.00	0.00
Cal 23	18.75	19.75	19.25	0.00

海岬型 C5

现价	12.54	涨幅	0.48	
月累计价	11.46			
年累计价	12.08			
时期	买入价	卖出价	收盘价	涨幅
Nov 21	11.50	12.00	11.75	0.00
Dec 21	11.00	11.75	11.38	0.00
Jan 23	10.00	10.75	10.38	0.00
Q1 22	9.00	9.50	9.25	0.00
Q2 22	9.75	10.75	10.25	0.00
Cal 22	9.80	10.35	10.08	0.00
Cal 23	7.75	8.75	8.25	0.00

差价	13.61	比例	2.09
	14.23		2.24
	14.76		2.22
	13.25		2.13
	14.13		2.24
	12.63		2.22
	12.63		2.36
	11.88		2.16
	12.93		2.28
	11.00		2.33

了解更多FIS信息及交易机会请登录 freightinvestorservices.com

Freight Investor Services Ltd (FIS) is authorised and regulated by the Financial Conduct Authority (FRN: 211452) and is a member of the National Futures Association ("NFA"). Freight Investor Services PTE Ltd ('FIS PTE') is a private limited company, incorporated and registered in Singapore with company number 200603922G, and has subsidiary offices in India and Shanghai. Freight Investor Solutions DMCC ('FIS DMCC') is a private limited company, incorporated and registered in Dubai with company number DMCC1225. Further information about FIS including the location of its offices can be found on our website at www.freightinvestorservices.com