



FIS 海岬型与巴拿马型FFA报告

伦敦 +44 20 7090 1120 - info@freightinvestor.com | 新加坡 +65 6535 5189 - info@freightinvestor.asia
上海 +86 21 6335 4002 | 迪拜 +971 4 4493900

12 November 2021

海岬型期租平均

现价	31811	涨幅	-298	
月累计价	30141			
年累计价	33597			
时期	买入价	卖出价	收盘价	涨幅
Nov 21	29000	29500	29250	1500
Dec 21	24000	24750	24375	1000
Jan 22	17750	18000	17875	-750
Q1 22	14750	15000	14875	-200
Q2 22	19250	19500	19375	125
Q3 22	24250	24500	24375	-250
Q4. 22	22500	23000	22750	-375
Cal 22	20187	20500	20344	-182
Cal 23	15900	16350	16125	0
Cal 24	15600	16000	15800	0

巴拿马型期租平均

现价	25034	涨幅	-867	
月累计价	27674			
年累计价	25914			
时期	买入价	卖出价	收盘价	涨幅
Nov 21	24750	25250	25000	-175
Dec 21	21250	21500	21375	-75
Jan 22	19000	19250	19125	625
Q1 22	19100	19300	19200	100
Q2 22	19000	19350	19175	175
Q3 22	17000	17500	17250	-250
Q4. 22	15750	16250	16000	-250
Cal 22	17850	18100	17975	25
Cal 23	12750	13000	12875	-100
Cal 24	12000	12250	12125	175

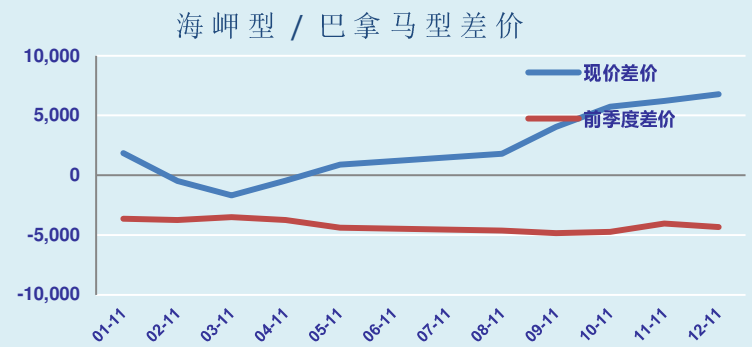
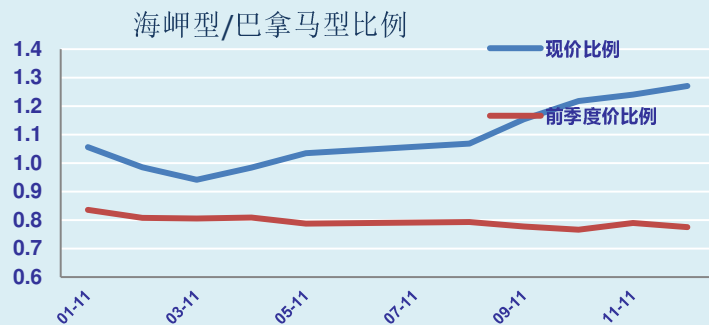
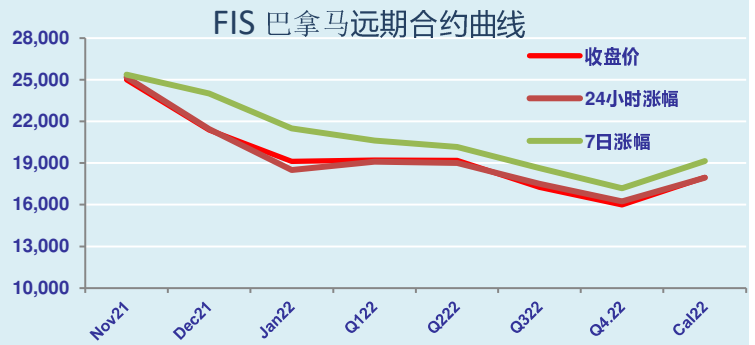
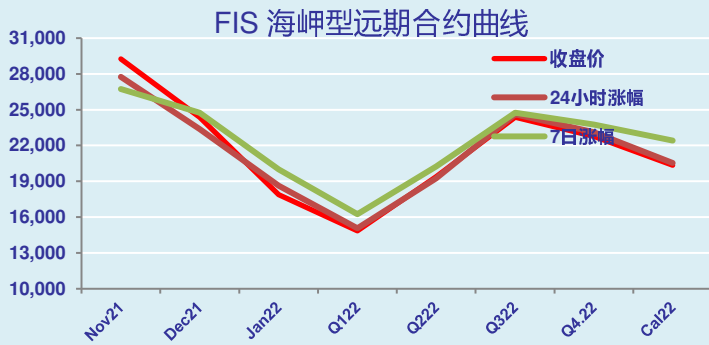
差价	比例
6777	1.27
2468	1.09
7683	1.30
差价	比例
4250	1.17
3000	1.14
-1250	0.93
-4325	0.77
200	1.01
7125	1.41
6750	1.42
2369	1.13
3250	1.25
3675	1.30

海岬型评语

周五海岬价格波动不大，交易集中在近期合约。航运市场平稳，估计要等到合约显示出大幅折价后期货交易才会再次活跃起来。周末愉快。

巴拿马型评语

圣诞倒计时43天。度过了繁忙交易的一周，祝大家周末快乐。



了解更多FIS信息及交易机会请登录 freightinvestorservices.com

Disclaimer: The information provided in this communication is not intended for retail clients. It is general in nature only and does not constitute advice or an offer to sell, or the solicitation of an offer to purchase any swap or other financial instruments, nor constitute any recommendation on our part. The information has been prepared without considering your investment objectives, financial situation, or knowledge and experience. This material is not a research report and is not intended as such. FIS is not responsible for any trading decisions taken based on this communication. Trading swaps and over-the-counter derivatives, exchange-traded derivatives, and options involve substantial risk and are not suitable for all investors. You are advised to perform an independent investigation to determine whether a transaction is suitable for you. No part of this material may be copied or duplicated in any form by any means or redistributed without our prior written consent.



FIS 海岬型与巴拿马型FFA报告

伦敦 +44 20 7090 1120 - info@freightinvestor.com | 新加坡+65 6535 5189 - info@freightinvestor.asia
上海 +86 21 6335 4002 | 迪拜+971 4 4493900

第2页

12 November 2021

巴拿马型 1A

现价	29945	涨幅	-590	
月累计价	31331			
年累计价	26569			
时期	买入价	卖出价	收盘价	涨幅
Nov 21	28000	29000	28500	0
Dec 21	26000	27000	26500	0
Jan 22	24000	25000	24500	0
Q4 21	22500	23500	23000	0
Q1 22	21500	22500	22000	0

巴拿马型 P8

现价	58	涨幅	-1.579	
月累计价	63			
年累计价	57			
时期	买入价	卖出价	收盘价	涨幅
Nov 21	56.70	58.70	57.70	0.00
Dec 21	51.00	53.00	52.00	0.00
Jan 22	41.00	42.00	41.50	0.00
Q4 21	42.00	44.00	43.00	0.00
Q1 22	45.00	47.00	46.00	0.00

巴拿马型 2A

现价	39182	涨幅	-763	
月累计价	42249			
年累计价	39492			
时期	买入价	卖出价	收盘价	涨幅
Nov 21	41000	42000	41500	0
Dec 21	38500	39500	39000	0
Jan 23	35000	36000	35500	0
Q1 22	33250	34250	33750	0
Q2 22	33500	34500	34000	0

巴拿马型 3A

现价	22375	涨幅	-562	
月累计价	24819			
年累计价	26877			
时期	买入价	卖出价	收盘价	涨幅
Nov 21	23500	24500	24000	0
Dec 21	23000	24000	23500	0
Jan 23	21000	22000	21500	0
Q1 22	21000	22000	21500	0
Q2 22	20000	21000	20500	0

差价	16807	比例	1.75
	17430		1.70
	12615		1.47

差价	17500	比例	1.73
	15500		1.66
	14000		1.65
	12250		1.57
	13500		1.66

海岬型 C7

现价	16.28	涨幅	-0.11	
月累计价	16.07			
年累计价	15.13			
时期	买入价	卖出价	收盘价	涨幅
Nov 21	15.50	16.50	16.00	0.00
Dec 21	15.50	16.50	16.00	0.00
Jan 23	11.75	12.75	12.25	0.00
Q1 22	11.50	12.50	12.00	0.00
Q2 22	12.50	13.50	13.00	0.00
Cal 22	13.25	13.75	13.50	0.00
Cal 23	11.75	12.25	12.00	0.00
Cal 24	11.50	12.50	12.00	0.00

海岬型 C3

现价	26.53	涨幅	0.02	
月累计价	25.86			
年累计价	26.84			
时期	买入价	卖出价	收盘价	涨幅
Nov 21	24.50	25.50	25.00	0.00
Dec 21	25.00	26.00	25.50	0.00
Jan 23	22.50	23.50	23.00	0.00
Q1 22	21.50	22.25	21.88	0.00
Q2 22	21.75	22.50	22.13	0.00
Cal 22	22.50	23.50	23.00	0.00
Cal 23	18.75	19.75	19.25	0.00

海岬型 C5

现价	12.92	涨幅	-0.09	
月累计价	11.76			
年累计价	12.09			
时期	买入价	卖出价	收盘价	涨幅
Nov 21	11.50	11.80	11.65	0.00
Dec 21	10.90	11.10	11.00	0.00
Jan 23	10.00	10.75	10.38	0.00
Q1 22	9.00	9.50	9.25	0.00
Q2 22	9.75	10.75	10.25	0.00
Cal 22	9.80	10.35	10.08	0.00
Cal 23	7.75	8.75	8.25	0.00

差价	13.61	比例	2.05
	14.10		2.20
	14.75		2.22

差价	13.35	比例	2.15
	14.50		2.32
	12.63		2.22
	12.63		2.36
	11.88		2.16
	12.93		2.28
	11.00		2.33

了解更多FIS信息及交易机会请登录 freightinvestorservices.com

Freight Investor Services Ltd (FIS) is authorised and regulated by the Financial Conduct Authority (FRN: 211452) and is a member of the National Futures Association ("NFA"). Freight Investor Services PTE Ltd ('FIS PTE') is a private limited company, incorporated and registered in Singapore with company number 200603922G, and has subsidiary offices in India and Shanghai. Freight Investor Solutions DMCC ('FIS DMCC') is a private limited company, incorporated and registered in Dubai with company number DMCC1225. Further information about FIS including the location of its offices can be found on our website at www.freightinvestorservices.com