

# FIS Fuel Oil Daily Evening Report

London +44 20 7090 1134 - info@freightinvestor.com | Singapore +65 6535 5189 - info@freightinvestor.asia | Shanghai +86 21 63012568

01 December 2021

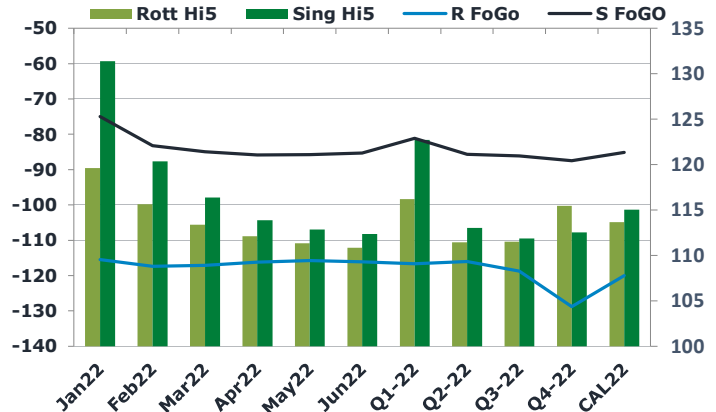
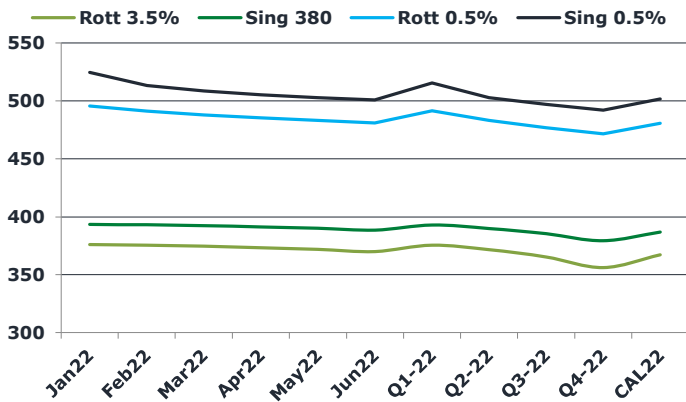
## Oil and Energy Market News

Another choppy day in the market with Brent crude oil front month futures ending the day up 3.3% at \$71.49 at 16.29 BST. Highs in the day reached \$72.87 and lows touched \$69.38

## Brent

71.46

	Barges 3.5 %	Sing 380cst	Rott 0.5%	Sing 0.5%	Sing Hi5
Jan22	376.10	393.35	495.71	524.71	131
Feb22	375.60	393.10	491.21	513.46	120
Mar22	374.60	392.35	487.96	508.71	116
Apr22	373.35	391.35	485.46	505.21	114
May22	371.85	390.10	483.21	502.96	113
Jun22	370.10	388.60	480.96	500.96	112
Q1-22	375.45	392.95	491.65	515.65	123
Q2-22	371.77	390.02	483.21	503.05	113
Q3-22	365.43	385.35	476.96	497.21	112
Q4-22	356.27	379.43	471.71	491.96	113
CAL22	367.23	386.93	480.88	501.96	115



## Fuel Oil Market News

The front crack opened at -11.5 this morning and ended the day printing -11.80. The Cal 22 crack opened at -11 and traded between -11.05 and -11.20.

The Singapore FOGO ended the day trading at -74.5, with the Euro Fogo printing -116 on both front months, respectively.

	Rott GOFO	Sing GOFO	R FoGo	S FoGO	Rott Hi5
Jan22	235.11	206.36	-115.50	-75.00	120
Feb22	232.98	203.63	-117.36	-83.27	116
Mar22	230.45	201.33	-117.09	-84.97	113
Apr22	228.28	199.72	-116.16	-85.86	112
May22	227.06	198.66	-115.70	-85.80	111
Jun22	226.95	197.70	-116.08	-85.34	111
Q1-22	232.85	203.80	-116.65	-81.10	116
Q2-22	227.43	198.69	-115.98	-85.67	111
Q3-22	230.30	198.00	-118.77	-86.13	112
Q4-22	244.24	200.02	-128.79	-87.49	115
CAL22	233.70	200.12	-120.05	-85.09	114

# FIS Fuel Oil Daily Evening Report

London +44 20 7090 1134 - info@freightinvestor.com | Singapore +65 6535 5189 - info@freightinvestor.asia | Shanghai +86 21 63012568

## 01 December 2021

### TIME SPREADS FUEL

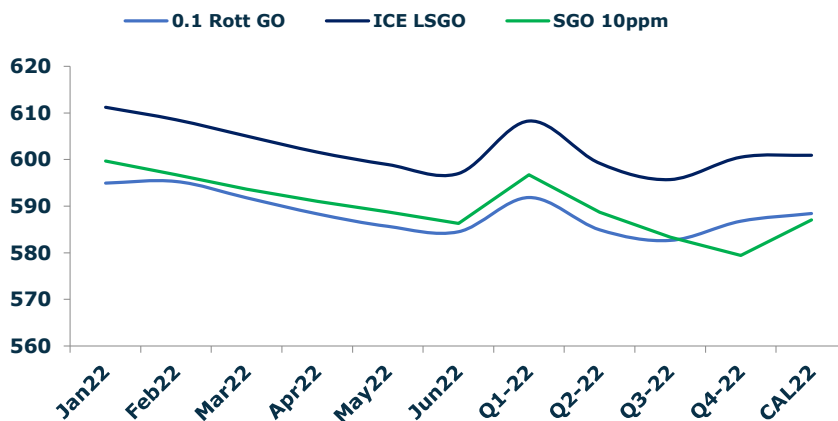
	Barges 3.5	S 380	Rott 0.5%	Sing 0.5%
Jan22/Feb22	0.50	0.25	4.50	11.25
Feb22/Mar22	1.00	0.75	3.25	4.75
Mar22/Apr22	1.25	1.00	2.50	3.50
Apr22/May22	1.50	1.25	2.25	2.25
May22/Jun22	1.75	1.50	2.25	2.00
Q1-22/Q2-22	3.68	2.93	8.44	12.60
Q2-22/Q3-22	6.33	4.67	6.25	5.83
Q3-22/Q4-22	9.17	5.92	5.25	5.25
CAL22/CAL23	19.00	19.00	23.7	18.28

### GASOIL CURVES

	Rott 0.1	SGO 10ppm	ICE GO
Jan22	595.0	599.7	611.2
Feb22	595.3	596.7	608.6
Mar22	591.8	593.7	605.1
Apr22	588.4	591.1	601.6
May22	585.7	588.8	598.9
Jun22	584.5	586.3	597.0
Q1-22	591.9	596.7	608.3
Q2-22	585.0	588.7	599.2
Q3-22	582.6	583.3	595.7
Q4-22	586.8	579.4	600.5
CAL22	588.4	587.1	600.9

### EW SPREAD

	EW380	EW0.5%
Jan22	17.25	29.00
Feb22	17.50	22.25
Mar22	17.75	20.75
Apr22	18.00	19.75
May22	18.25	19.75
Jun22	18.50	20.00
Q1-22	17.50	24.00
Q2-22	18.25	19.83
Q3-22	19.92	20.25
Q4-22	23.17	20.25
CAL22	19.75	21.08



### Contact US:

#### Luke Longhurst

Email: lukel@freightinvestor.com

Mobile: (+44) 7966 968761

#### Ricky Forman

Email: rickyf@freightinvestor.com

Mobile: (+44) 7868 708719

#### Sam Twyford

Email: samt@freightinvestor.com

Mobile: (+44) 7729 118643

#### Jessie Deng

Email: jessied@freightinvestor.com

Mobile: (+86) 13524516743

#### Jarryd Smith

Email: jarryds@freightinvestor.com

Mobile: (+65) 8798 4987

The information provided in this communication is not intended for retail clients. It is general in nature only and does not constitute advice or an offer to sell, or the solicitation of an offer to purchase any swap or other financial instruments, nor constitute any recommendation on our part. The information has been prepared without considering your investment objectives, financial situation, or knowledge and experience. This material is not a research report and is not intended as such. FIS is not responsible for any trading decisions taken based on this communication. Trading swaps and over-the-counter derivatives, exchange-traded derivatives, and options involve substantial risk and are not suitable for all investors. You are advised to perform an independent investigation to determine whether a transaction is suitable for you. No part of this material may be copied or duplicated in any form by any means or redistributed without our prior written consent. Freight Investor Services Ltd (FIS) is authorised and regulated by the Financial Conduct Authority (FRN: 211452) and is a member of the National Futures Association ("NFA"). Freight Investor Services PTE Ltd ('FIS PTE') is a private limited company, incorporated and registered in Singapore with company number 200603922G, and has subsidiary offices in India and Shanghai. Freight Investor Solutions DMCC ('FIS DMCC') is a private limited company, incorporated and registered in Dubai with company number DMCC1225. Further information about FIS including the location of its offices can be found on our website at [freightinvestorservices.com](http://freightinvestorservices.com)