

# FIS Fuel Oil Daily Evening Report

London +44 20 7090 1134 - info@freightinvestor.com | Singapore +65 6535 5189 - info@freightinvestor.asia | Shanghai +86 21 63012568

## 03 December 2021

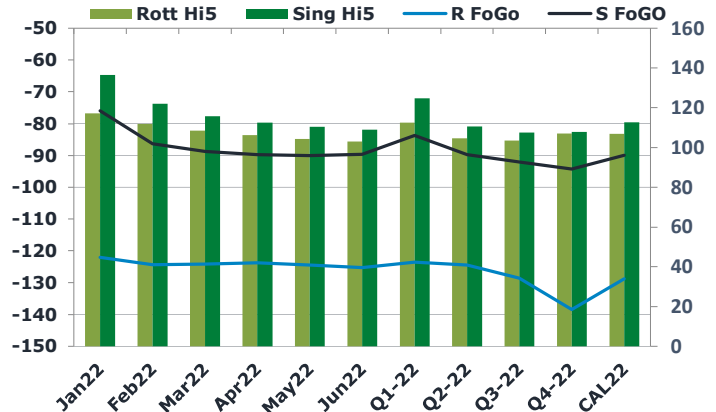
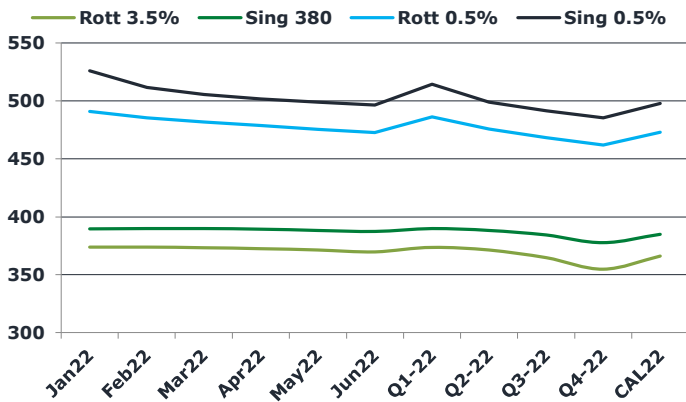
### Oil and Energy Market News

Another choppy day in the market with Brent crude oil front month futures ending the day up 2.2% at \$71.20 at 16.46 BST. Highs in the day reached \$72.62 and lows touched \$69.53

### Brent

**71.37**

	Barges 3.5 %	Sing 380cst	Rott 0.5%	Sing 0.5%	Sing Hi5
Jan22	373.85	389.60	491.10	526.10	137
Feb22	373.85	389.85	485.60	511.85	122
Mar22	373.35	389.85	481.85	505.60	116
Apr22	372.60	389.35	478.85	501.85	113
May22	371.35	388.35	475.60	498.85	111
Jun22	369.85	387.35	472.85	496.35	109
Q1-22	373.70	389.75	486.20	514.50	125
Q2-22	371.27	388.35	475.77	499.02	111
Q3-22	364.85	384.27	468.35	491.68	107
Q4-22	354.77	377.68	461.85	485.60	108
CAL22	366.14	385.02	473.04	497.70	113



### Fuel Oil Market News

The front crack opened at -11.75 this morning and ended the day printing -12.10. The Cal 22 crack opened at -11.40 and traded around -11.35/-11.30 for the day.

The Singapore FOGO ended the day trading at -76, with the Euro Fogo printing -122 on both front months, respectively.

	Rott GOFO	Sing GOFO	R FoGo	S FoGO	Rott Hi5
Jan22	239.25	212.50	-122.00	-76.00	117
Feb22	236.09	208.30	-124.34	-86.30	112
Mar22	232.69	204.50	-124.19	-88.75	109
Apr22	229.98	202.25	-123.73	-89.75	106
May22	228.64	200.49	-124.39	-89.99	104
Jun22	228.24	198.66	-125.24	-89.66	103
Q1-22	236.00	208.49	-123.50	-83.74	113
Q2-22	228.95	200.46	-124.45	-89.80	105
Q3-22	232.12	199.46	-128.62	-92.04	104
Q4-22	245.50	202.17	-138.42	-94.25	107
CAL22	235.65	202.63	-128.75	-89.94	107

# FIS Fuel Oil Daily Evening Report

London +44 20 7090 1134 - info@freightinvestor.com | Singapore +65 6535 5189 - info@freightinvestor.asia | Shanghai +86 21 63012568

## 03 December 2021

### TIME SPREADS FUEL

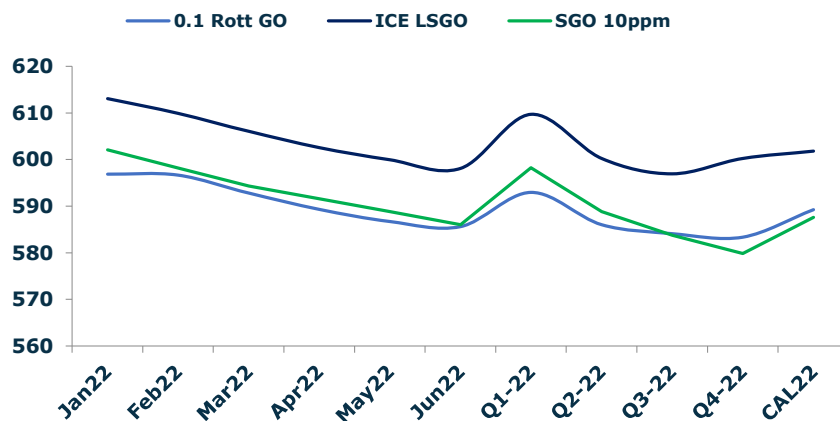
	Barges 3.5	S 380	Rott 0.5%	Sing 0.5%
Jan22/Feb22	0.00	-0.25	5.50	14.25
Feb22/Mar22	0.50	0.00	3.75	6.25
Mar22/Apr22	0.75	0.50	3.00	3.75
Apr22/May22	1.25	1.00	3.25	3.00
May22/Jun22	1.50	1.00	2.75	2.50
Q1-22/Q2-22	2.43	1.40	10.43	15.48
Q2-22/Q3-22	6.42	4.08	7.42	7.33
Q3-22/Q4-22	10.08	6.58	6.50	6.08
CAL22/CAL23	19.00	19.00	16.9	15.94

### GASOIL CURVES

	Rott 0.1	SGO 10ppm	ICE GO
Jan22	596.9	602.1	613.1
Feb22	596.7	598.2	609.9
Mar22	592.8	594.4	606.0
Apr22	589.3	591.6	602.6
May22	586.7	588.8	600.0
Jun22	585.6	586.0	598.1
Q1-22	593.0	598.2	609.7
Q2-22	586.0	588.8	600.2
Q3-22	584.1	583.7	597.0
Q4-22	583.4	579.8	600.3
CAL22	589.3	587.6	601.8

### EW SPREAD

	EW380	EW0.5%
Jan22	15.75	35.00
Feb22	16.00	26.25
Mar22	16.50	23.75
Apr22	16.75	23.00
May22	17.00	23.25
Jun22	17.50	23.50
Q1-22	16.05	28.30
Q2-22	17.08	23.25
Q3-22	19.42	23.33
Q4-22	22.92	23.75
CAL22	19.25	24.67



### Contact US:

#### Luke Longhurst

Email: lukel@freightinvestor.com

Mobile: (+44) 7966 968761

#### Ricky Forman

Email: rickyf@freightinvestor.com

Mobile: (+44) 7868 708719

#### Sam Twyford

Email: samt@freightinvestor.com

Mobile: (+44) 7729 118643

#### Jessie Deng

Email: jessied@freightinvestor.com

Mobile: (+86) 13524516743

#### Jarryd Smith

Email: jarryds@freightinvestor.com

Mobile: (+65) 8798 4987

The information provided in this communication is not intended for retail clients. It is general in nature only and does not constitute advice or an offer to sell, or the solicitation of an offer to purchase any swap or other financial instruments, nor constitute any recommendation on our part. The information has been prepared without considering your investment objectives, financial situation, or knowledge and experience. This material is not a research report and is not intended as such. FIS is not responsible for any trading decisions taken based on this communication. Trading swaps and over-the-counter derivatives, exchange-traded derivatives, and options involve substantial risk and are not suitable for all investors. You are advised to perform an independent investigation to determine whether a transaction is suitable for you. No part of this material may be copied or duplicated in any form by any means or redistributed without our prior written consent. Freight Investor Services Ltd (FIS) is authorised and regulated by the Financial Conduct Authority (FRN: 211452) and is a member of the National Futures Association ("NFA"). Freight Investor Services PTE Ltd ('FIS PTE') is a private limited company, incorporated and registered in Singapore with company number 200603922G, and has subsidiary offices in India and Shanghai. Freight Investor Solutions DMCC ('FIS DMCC') is a private limited company, incorporated and registered in Dubai with company number DMCC1225. Further information about FIS including the location of its offices can be found on our website at freightinvestorservices.com