



Fuel Oil Daily Evening Report

London +44 20 7090 1134 - info@freightinvestor.com | Singapore +65 6535 5189 - info@freightinvestor.asia | Shanghai +86 21 63012568

06 December 2021

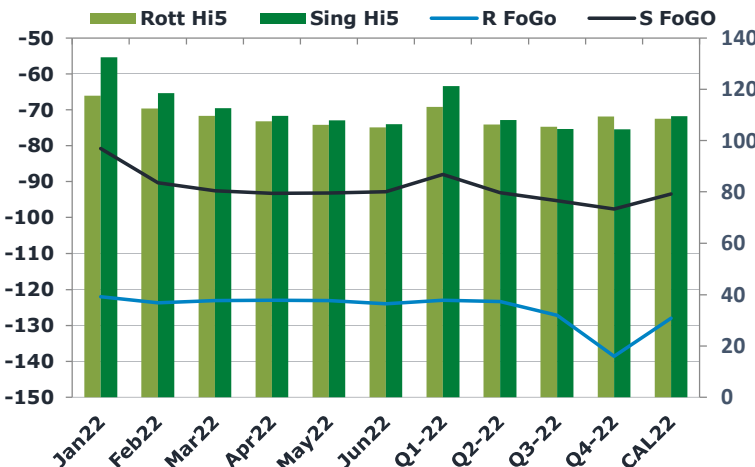
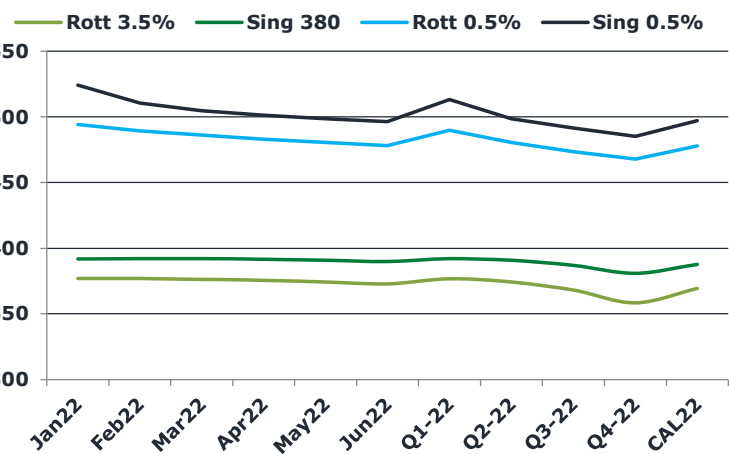
Oil and Energy Market News

Brent crude oil front month futures ended the day up 0.2% on monday printing \$71.83 at 1640BST. Highs in the day reached \$72.24 and lows touched \$70.24.

Brent

71.85

	Barges 3.5 %	Sing 380cst	Rott 0.5%	Sing 0.5%	Sing Hi5
Jan22	376.85	391.85	494.28	524.28	132
Feb22	376.85	392.10	489.28	510.53	118
Mar22	376.35	392.10	486.03	504.78	113
Apr22	375.60	391.60	483.03	501.28	110
May22	374.35	390.85	480.53	498.78	108
Jun22	372.85	389.85	478.03	496.28	106
Q1-22	376.70	392.00	489.85	513.20	121
Q2-22	374.27	390.77	480.53	498.78	108
Q3-22	368.10	386.93	473.61	491.53	105
Q4-22	358.43	380.93	467.78	485.28	104
CAL22	369.37	387.66	477.94	497.19	110



Fuel Oil Market News

The front crack opened at -12.10 this morning with the front Barges crack ended the day printing -12.20. The Cal 22 crack was valued at -11.45.

The Singapore FOGO ended the day trading at -80.75, with the Euro Fogo printing -122 on both front months, respectively.

	Rott GOFO	Sing GOFO	R FoGo	S FoGo	Rott Hi5
Jan22	239.43	213.18	-122.00	-80.75	117
Feb22	236.16	208.75	-123.74	-90.33	112
Mar22	232.78	205.18	-123.11	-92.50	110
Apr22	230.36	202.92	-122.93	-93.25	107
May22	229.30	201.06	-123.12	-93.14	106
Jun22	229.15	199.23	-123.98	-92.81	105
Q1-22	236.10	209.22	-122.95	-88.02	113
Q2-22	229.60	201.07	-123.34	-93.06	106
Q3-22	232.66	199.86	-127.15	-95.27	106
Q4-22	247.97	201.99	-138.62	-97.65	109
CAL22	236.59	202.99	-128.02	-93.46	109



Fuel Oil Daily Evening Report

London +44 20 7090 1134 - info@freightinvestor.com | Singapore +65 6535 5189 - info@freightinvestor.asia | Shanghai +86 21 63012568

06 December 2021

TIME SPREADS FUEL

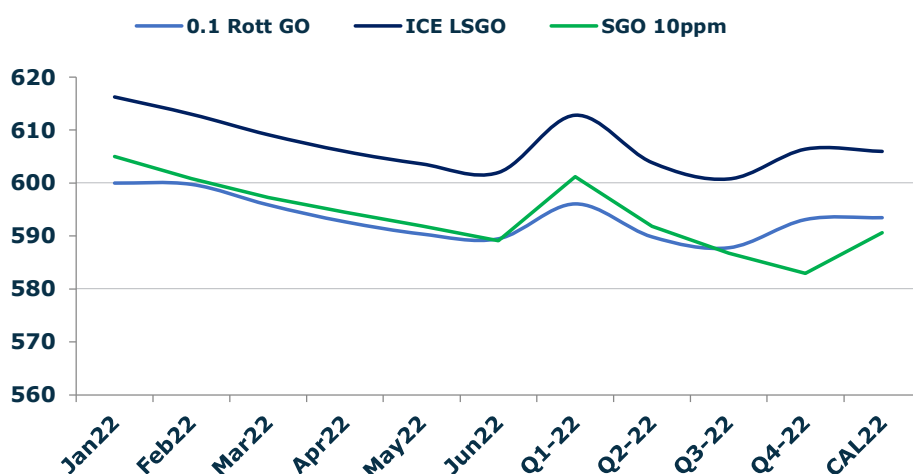
	Barges 3.5	S 380	Rott 0.5%	Sing 0.5%
Jan22/Feb22	0.00	-0.25	5.00	13.75
Feb22/Mar22	0.50	0.00	3.25	5.75
Mar22/Apr22	0.75	0.50	3.00	3.50
Apr22/May22	1.25	0.75	2.50	2.50
May22/Jun22	1.50	1.00	2.50	2.50
Q1-22/Q2-22	2.43	1.23	9.33	14.43
Q2-22/Q3-22	6.17	3.83	6.92	7.25
Q3-22/Q4-22	9.67	6.00	5.83	6.25
CAL22/CAL23	19.00	19.00	18.6	12.78

GASOIL CURVES

	Rott 0.1	SGO 10ppm	ICE GO
Jan22	600.0	605.0	616.3
Feb22	599.8	600.9	613.0
Mar22	595.9	597.3	609.1
Apr22	592.7	594.5	606.0
May22	590.4	591.9	603.6
Jun22	589.5	589.1	602.0
Q1-22	596.1	601.2	612.8
Q2-22	589.9	591.8	603.9
Q3-22	587.8	586.8	600.8
Q4-22	593.1	582.9	606.4
CAL22	593.5	590.7	606.0

EW SPREAD

	EW380	EW0.5%
Jan22	15.00	30.00
Feb22	15.25	21.25
Mar22	15.75	18.75
Apr22	16.00	18.25
May22	16.50	18.25
Jun22	17.00	18.25
Q1-22	15.30	23.35
Q2-22	16.50	18.25
Q3-22	18.83	17.92
Q4-22	22.50	17.50
CAL22	19.25	19.25



Contact US:

Luke Longhurst

Email: lukel@freightinvestor.com

Mobile: (+44) 7966 968761

Ricky Forman

Email: rickyf@freightinvestor.com

Mobile: (+44) 7868 708719

Sam Twyford

Email: samt@freightinvestor.com

Mobile: (+44) 7729 118643

Jessie Deng

Email: jessied@freightinvestor.com

Mobile: (+86) 13524516743

Jarryd Smith

Email: jarryds@freightinvestor.com

Mobile: (+65) 8798 4987

The information provided in this communication is not intended for retail clients. It is general in nature only and does not constitute advice or an offer to sell, or the solicitation of an offer to purchase any swap or other financial instruments, nor constitute any recommendation on our part. The information has been prepared without considering your investment objectives, financial situation, or knowledge and experience. This material is not a research report and is not intended as such. FIS is not responsible for any trading decisions taken based on this communication. Trading swaps and over-the-counter derivatives, exchange-traded derivatives, and options involve substantial risk and are not suitable for all investors. You are advised to perform an independent investigation to determine whether a transaction is suitable for you. No part of this material may be copied or duplicated in any form by any means or redistributed without our prior written consent. Freight Investor Services Ltd (FIS) is authorised and regulated by the Financial Conduct Authority (FRN: 211452) and is a member of the National Futures Association ("NFA"). Freight Investor Services PTE Ltd ('FIS PTE') is a private limited company, incorporated and registered in Singapore with company number 200603922G, and has subsidiary offices in India and Shanghai. Freight Investor Solutions DMCC ('FIS DMCC') is a private limited company, incorporated and registered in Dubai with company number DMCC1225. Further information about FIS including the location of its offices can be found on our website at freightinvestorservices.com