

# FIS Fuel Oil Daily Evening Report

London +44 20 7090 1134 - info@freightinvestor.com | Singapore +65 6535 5189 - info@freightinvestor.asia | Shanghai +86 21 63012568

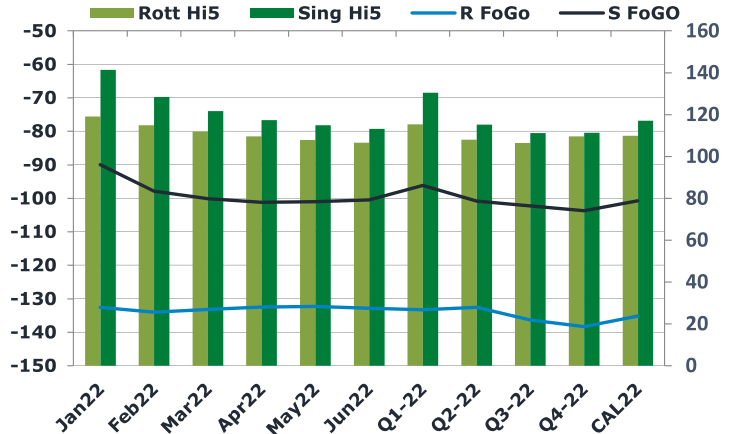
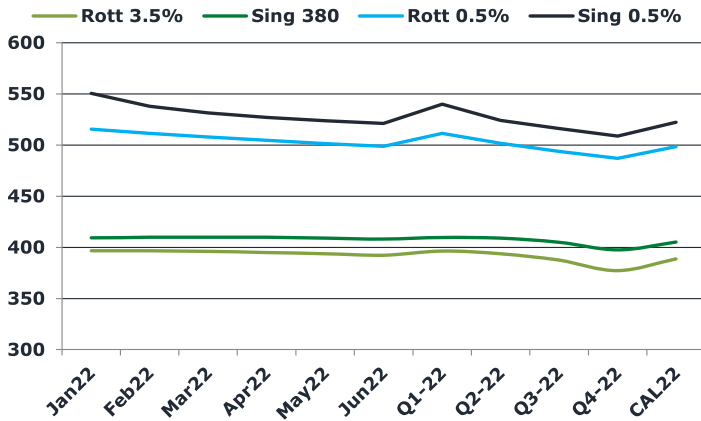
## 13 December 2021

### Oil and Energy Market News

Brent crude oil front month futures ended the day up 0.4% on Monday printing \$74.76 at 1645BST. Highs in the day reached \$76.39 and lows touched \$74.20.

### Brent 74.76

	Barges 3.5 %	Sing 380cst	Rott 0.5%	Sing 0.5%	Sing Hi5
Jan22	396.45	409.20	515.60	550.60	141
Feb22	396.45	409.70	511.35	538.10	128
Mar22	395.95	409.95	507.85	531.60	122
Apr22	394.95	409.70	504.60	527.10	117
May22	393.70	408.95	501.60	523.85	115
Jun22	392.20	407.95	498.85	521.10	113
Q1-22	396.30	409.60	511.60	540.10	131
Q2-22	393.62	408.87	501.69	524.02	115
Q3-22	387.37	404.87	493.85	516.10	111
Q4-22	377.20	397.45	486.85	508.85	111
CAL22	388.62	405.20	498.50	522.27	117



### Fuel Oil Market News

The front crack opened at -12.30 this morning with the front Barges crack ended the day printing -12.15. The Cal 22 crack was valued at -11.50.

The Singapore FOGO ended the day trading at -90, with the Euro Fogo printing -132 on both front months, respectively.

	Rott GOFO	Sing GOFO	R FoGo	S FoGo	Rott Hi5
Jan22	251.65	231.40	-132.50	-90.00	119
Feb22	248.90	226.28	-134.00	-97.88	115
Mar22	245.10	221.71	-133.20	-100.06	112
Apr22	242.07	218.54	-132.41	-101.13	110
May22	240.18	215.86	-132.27	-100.96	108
Jun22	239.48	213.58	-132.83	-100.43	107
Q1-22	248.55	226.63	-133.25	-96.13	115
Q2-22	240.57	215.99	-132.51	-100.84	108
Q3-22	242.83	213.48	-136.34	-102.25	106
Q4-22	248.03	215.12	-138.38	-103.71	110
CAL22	245.00	217.76	-135.11	-100.70	110

# FIS Fuel Oil Daily Evening Report

London +44 20 7090 1134 - info@freightinvestor.com | Singapore +65 6535 5189 - info@freightinvestor.asia | Shanghai +86 21 63012568

## 13 December 2021

### TIME SPREADS FUEL

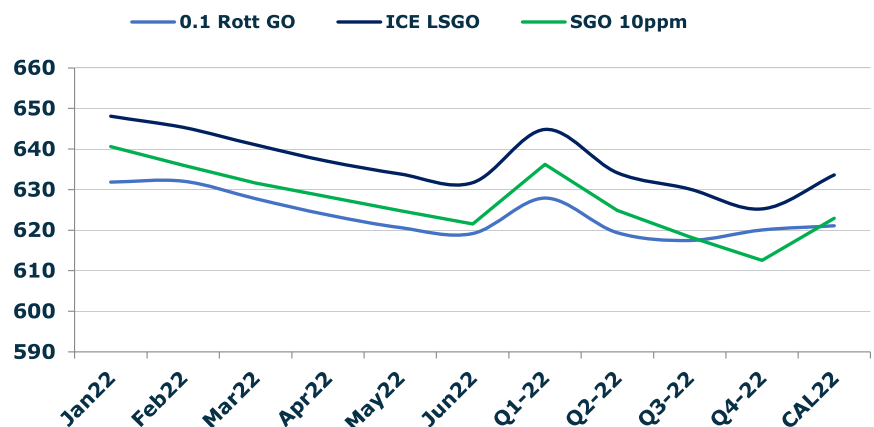
	Barges 3.5	S 380	Rott 0.5%	Sing 0.5%
Jan22/Feb22	0.00	-0.50	4.25	12.50
Feb22/Mar22	0.50	-0.25	3.50	6.50
Mar22/Apr22	1.00	0.25	3.25	4.50
Apr22/May22	1.25	0.75	3.00	3.25
May22/Jun22	1.50	1.00	2.75	2.75
Q1-22/Q2-22	2.68	0.73	9.91	16.08
Q2-22/Q3-22	6.25	4.00	7.83	7.92
Q3-22/Q4-22	10.17	7.42	7.00	7.25
CAL22/CAL23	20.00	20.00	20.9	21.57

### GASOIL CURVES

	Rott 0.1	SGO 10ppm	ICE GO
Jan22	631.9	640.6	648.1
Feb22	632.1	636.0	645.4
Mar22	627.8	631.7	641.1
Apr22	623.8	628.2	637.0
May22	620.6	624.8	633.9
Jun22	619.2	621.5	631.7
Q1-22	627.9	636.2	644.9
Q2-22	619.4	624.9	634.2
Q3-22	617.5	618.4	630.2
Q4-22	620.1	612.6	625.2
CAL22	621.1	623.0	633.6

### EW SPREAD

	EW380	EW0.5%
Jan22	12.75	35.00
Feb22	13.25	26.75
Mar22	14.00	23.75
Apr22	14.75	22.50
May22	15.25	22.25
Jun22	15.75	22.25
Q1-22	13.30	28.50
Q2-22	15.25	22.33
Q3-22	17.50	22.25
Q4-22	20.25	22.00
CAL22	19.25	23.77



### Contact US:

**Luke Longhurst**

Email: lukel@freightinvestor.com

Mobile: (+44) 7966 968761

**Ricky Forman**

Email: rickyf@freightinvestor.com

Mobile: (+44) 7868 708719

**Sam Twyford**

Email: samt@freightinvestor.com

Mobile: (+44) 7729 118643

**Jessie Deng**

Email: jessied@freightinvestor.com

Mobile: (+86) 13524516743

**Jarryd Smith**

Email: jarryds@freightinvestor.com

Mobile: (+65) 8798 4987

The information provided in this communication is not intended for retail clients. It is general in nature only and does not constitute advice or an offer to sell, or the solicitation of an offer to purchase any swap or other financial instruments, nor constitute any recommendation on our part. The information has been prepared without considering your investment objectives, financial situation, or knowledge and experience. This material is not a research report and is not intended as such. FIS is not responsible for any trading decisions taken based on this communication. Trading swaps and over-the-counter derivatives, exchange-traded derivatives, and options involve substantial risk and are not suitable for all investors. You are advised to perform an independent investigation to determine whether a transaction is suitable for you. No part of this material may be copied or duplicated in any form by any means or redistributed without our prior written consent. Freight Investor Services Ltd (FIS) is authorised and regulated by the Financial Conduct Authority (FRN: 211452) and is a member of the National Futures Association ("NFA"). Freight Investor Services PTE Ltd ('FIS PTE') is a private limited company, incorporated and registered in Singapore with company number 200603922G, and has subsidiary offices in India and Shanghai. Freight Investor Solutions DMCC ('FIS DMCC') is a private limited company, incorporated and registered in Dubai with company number DMCC1225. Further information about FIS including the location of its offices can be found on our website at [freightinvestorservices.com](http://freightinvestorservices.com)