



# Fuel Oil Daily Evening Report

London +44 20 7090 1134 - info@freightinvestor.com | Singapore +65 6535 5189 - info@freightinvestor.asia | Shanghai +86 21 63012568

## 14 December 2021

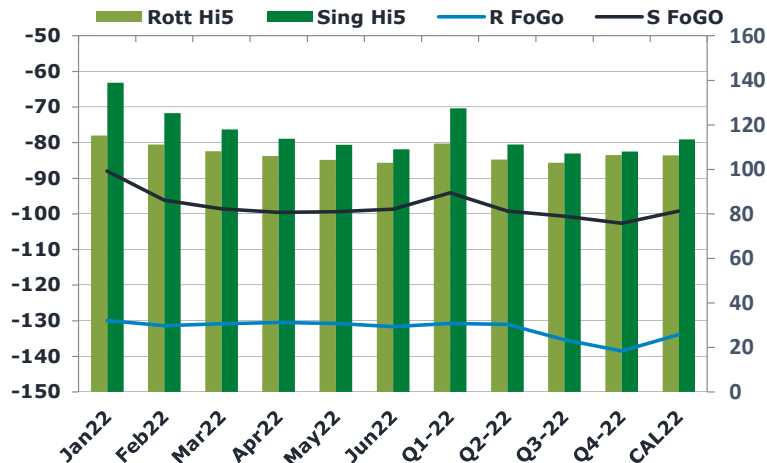
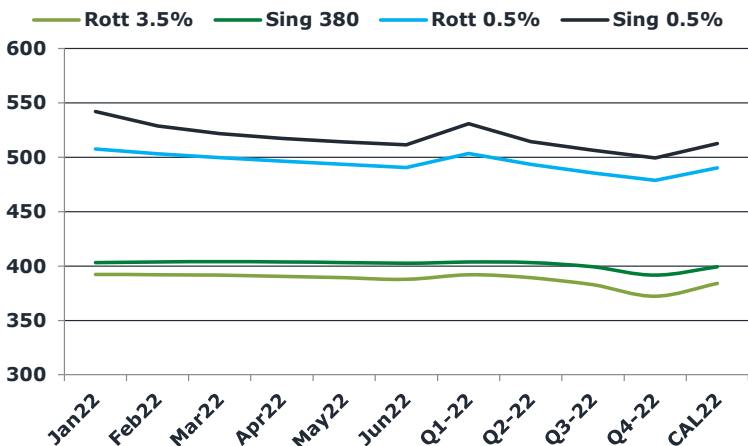
### Oil and Energy Market News

Brent crude oil front month futures ended the day down 1.55% on Monday printing \$73.22 at 1645BST. Highs in the day reached \$75.16 and lows touched \$72.82.

### Brent

73.22

	Barges 3.5 %	Sing 380cst	Rott 0.5%	Sing 0.5%	Sing Hi5
Jan22	392.20	402.95	507.43	541.93	139
Feb22	391.95	403.70	503.18	528.93	125
Mar22	391.45	403.95	499.68	521.93	118
Apr22	390.45	403.70	496.43	517.43	114
May22	389.20	403.20	493.43	514.18	111
Jun22	387.70	402.45	490.68	511.43	109
Q1-22	391.85	403.55	503.45	530.95	127
Q2-22	389.12	403.12	493.52	514.35	111
Q3-22	382.70	399.20	485.68	506.43	107
Q4-22	372.20	391.45	478.68	499.43	108
CAL22	383.97	399.33	490.33	512.79	113



### Fuel Oil Market News

The front crack opened at -11.70 this morning with the front Barges crack ended the day printing -11.40. The Cal 22 crack was valued at -11.50.

The Singapore FOGO ended the day trading at -88, with the Euro Fogo printing -130 on both front months, respectively.

	Rott GOFO	Sing GOFO	R FoGo	S FoGo	Rott Hi5
Jan22	245.23	226.98	-130.00	-88.00	115
Feb22	242.56	221.39	-131.33	-96.16	111
Mar22	239.08	216.59	-130.84	-98.61	108
Apr22	236.45	213.27	-130.47	-99.54	106
May22	235.01	210.34	-130.78	-99.36	104
Jun22	234.64	207.66	-131.66	-98.68	103
Q1-22	242.30	221.51	-130.70	-94.11	112
Q2-22	235.37	210.43	-130.97	-99.19	104
Q3-22	238.28	207.89	-135.30	-100.65	103
Q4-22	244.98	210.67	-138.50	-102.69	106
CAL22	240.23	212.66	-133.87	-99.20	106

# FIS Fuel Oil Daily Evening Report

London +44 20 7090 1134 - info@freightinvestor.com | Singapore +65 6535 5189 - info@freightinvestor.asia | Shanghai +86 21 63012568

## 14 December 2021

### TIME SPREADS FUEL

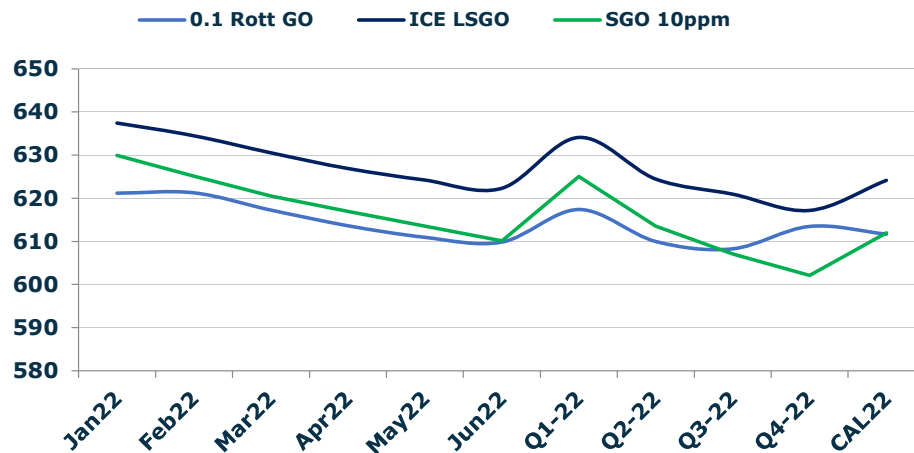
	Barges 3.5	S 380	Rott 0.5%	Sing 0.5%
Jan22/Feb22	0.25	-0.75	4.25	13.00
Feb22/Mar22	0.50	-0.25	3.50	7.00
Mar22/Apr22	1.00	0.25	3.25	4.50
Apr22/May22	1.25	0.50	3.00	3.25
May22/Jun22	1.50	0.75	2.75	2.75
Q1-22/Q2-22	2.73	0.43	9.93	16.60
Q2-22/Q3-22	6.42	3.92	7.83	7.92
Q3-22/Q4-22	10.50	7.75	7.00	7.00
CAL22/CAL23	20.00	20.00	17.4	17.96

### GASOIL CURVES

	Rott 0.1	SGO 10ppm	ICE GO
Jan22	621.2	629.9	637.4
Feb22	621.3	625.1	634.5
Mar22	617.3	620.5	630.5
Apr22	613.7	617.0	626.9
May22	611.0	613.5	624.2
Jun22	609.8	610.1	622.3
Q1-22	617.4	625.1	634.2
Q2-22	610.0	613.5	624.5
Q3-22	608.3	607.1	621.0
Q4-22	613.5	602.1	617.2
CAL22	611.7	612.0	624.2

### EW SPREAD

	EW380	EW0.5%
Jan22	10.75	34.50
Feb22	11.75	25.75
Mar22	12.50	22.25
Apr22	13.25	21.00
May22	14.00	20.75
Jun22	14.75	20.75
Q1-22	11.70	27.50
Q2-22	14.00	20.83
Q3-22	16.50	20.75
Q4-22	19.25	20.75
CAL22	19.25	22.46



### Contact US:

**Luke Longhurst**

Email: lukel@freightinvestor.com

Mobile: (+44) 7966 968761

**Ricky Forman**

Email: rickyf@freightinvestor.com

Mobile: (+44) 7868 708719

**Sam Twyford**

Email: samt@freightinvestor.com

Mobile: (+44) 7729 118643

**Jessie Deng**

Email: jessied@freightinvestor.com

Mobile: (+86) 13524516743

**Jarryd Smith**

Email: jarryds@freightinvestor.com

Mobile: (+65) 8798 4987

The information provided in this communication is not intended for retail clients. It is general in nature only and does not constitute advice or an offer to sell, or the solicitation of an offer to purchase any swap or other financial instruments, nor constitute any recommendation on our part. The information has been prepared without considering your investment objectives, financial situation, or knowledge and experience. This material is not a research report and is not intended as such. FIS is not responsible for any trading decisions taken based on this communication. Trading swaps and over-the-counter derivatives, exchange-traded derivatives, and options involve substantial risk and are not suitable for all investors. You are advised to perform an independent investigation to determine whether a transaction is suitable for you. No part of this material may be copied or duplicated in any form by any means or redistributed without our prior written consent. Freight Investor Services Ltd (FIS) is authorised and regulated by the Financial Conduct Authority (FRN: 211452) and is a member of the National Futures Association ("NFA"). Freight Investor Services PTE Ltd ('FIS PTE') is a private limited company, incorporated and registered in Singapore with company number 200603922G, and has subsidiary offices in India and Shanghai. Freight Investor Solutions DMCC ('FIS DMCC') is a private limited company, incorporated and registered in Dubai with company number DMCC1225. Further information about FIS including the location of its offices can be found on our website at [freightinvestorservices.com](http://freightinvestorservices.com)