

# FIS Fuel Oil Daily Evening Report

London +44 20 7090 1134 - info@freightinvestor.com | Singapore +65 6535 5189 - info@freightinvestor.asia | Shanghai +86 21 63012568

21 December 2021

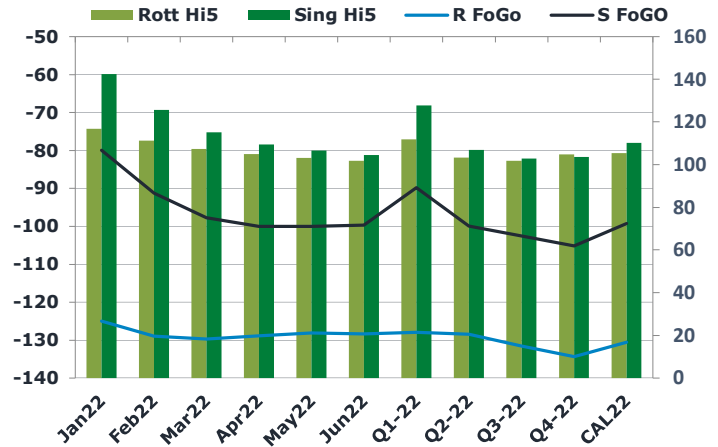
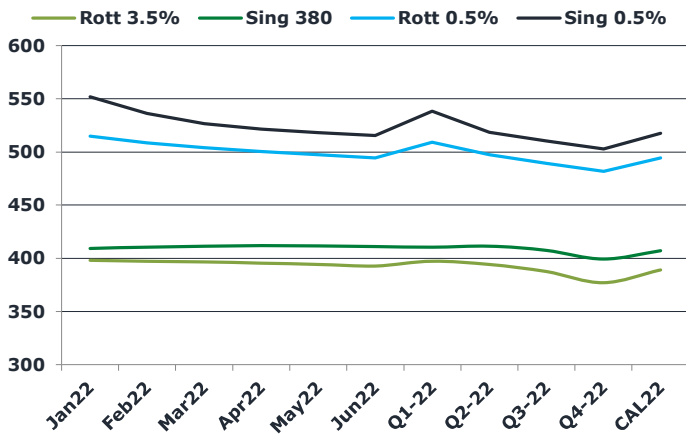
## Oil and Energy Market News

Brent crude oil front month futures ended the day up 0.5% on Friday printing \$73.57 at 1640BST. Highs in the day reached \$72.87 and lows touched \$69.52.

## Brent

73.57

	Barges 3.5 %	Sing 380cst	Rott 0.5%	Sing 0.5%	Sing Hi5
Jan22	398.10	409.35	514.78	551.78	142
Feb22	397.35	410.60	508.53	536.28	126
Mar22	396.60	411.35	504.03	526.53	115
Apr22	395.60	411.85	500.53	521.28	109
May22	394.35	411.60	497.53	518.28	107
Jun22	392.85	411.10	494.53	515.53	104
Q1-22	397.35	410.45	509.10	538.20	128
Q2-22	394.27	411.52	497.53	518.37	107
Q3-22	387.60	407.43	489.28	510.28	103
Q4-22	377.10	399.27	481.87	502.78	104
CAL22	389.08	407.16	494.45	517.41	110



## Fuel Oil Market News

The front crack opened at -10.65 this morning with the front Barges crack ended the day printing -10.85. The Cal 22 crack was valued at -11.45.

The Singapore FOGO ended the day trading at -80, with the Euro Fogo printing -125 on both front months, respectively.

	Rott GOFO	Sing GOFO	R FoGo	S FoGO	Rott Hi5
Jan22	241.68	222.43	-125.00	-80.00	117
Feb22	240.18	216.94	-128.99	-91.25	111
Mar22	237.14	212.91	-129.70	-97.73	107
Apr22	233.77	209.50	-128.84	-100.07	105
May22	231.32	206.77	-128.13	-100.09	103
Jun22	230.06	204.07	-128.38	-99.64	102
Q1-22	239.65	217.59	-127.90	-89.84	112
Q2-22	231.72	206.78	-128.45	-99.93	103
Q3-22	233.29	205.38	-131.61	-102.53	102
Q4-22	239.14	208.65	-134.38	-105.14	105
CAL22	235.95	209.56	-130.58	-99.31	105

# FIS Fuel Oil Daily Evening Report

London +44 20 7090 1134 - info@freightinvestor.com | Singapore +65 6535 5189 - info@freightinvestor.asia | Shanghai +86 21 63012568

## 21 December 2021

### TIME SPREADS FUEL

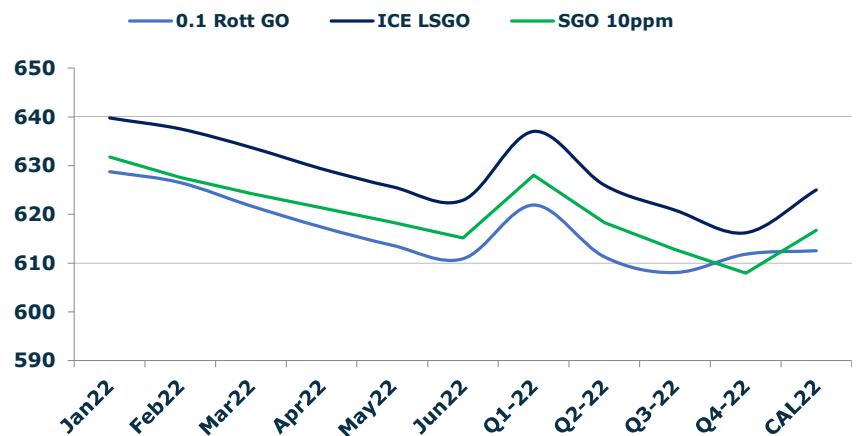
	Barges 3.5	S 380	Rott 0.5%	Sing 0.5%
Jan22/Feb22	0.75	-1.25	6.25	15.50
Feb22/Mar22	0.75	-0.75	4.50	9.75
Mar22/Apr22	1.00	-0.50	3.50	5.25
Apr22/May22	1.25	0.25	3.00	3.00
May22/Jun22	1.50	0.50	3.00	2.75
Q1-22/Q2-22	3.08	-1.07	11.57	19.83
Q2-22/Q3-22	6.67	4.08	8.25	8.08
Q3-22/Q4-22	10.50	8.17	7.42	7.50
CAL22/CAL23	20.50	16.00	16.9	14.25

### GASOIL CURVES

	Rott 0.1	SGO 10ppm	ICE GO
Jan22	628.8	631.8	639.8
Feb22	626.5	627.5	637.5
Mar22	621.7	624.3	633.7
Apr22	617.4	621.4	629.4
May22	613.7	618.4	625.7
Jun22	610.9	615.2	622.9
Q1-22	621.9	628.0	637.0
Q2-22	611.3	618.3	626.0
Q3-22	608.0	612.8	620.9
Q4-22	611.8	607.9	616.2
CAL22	612.5	616.7	625.0

### EW SPREAD

	EW380	EW0.5%
Jan22	11.25	37.00
Feb22	13.25	27.75
Mar22	14.75	22.50
Apr22	16.25	20.75
May22	17.25	20.75
Jun22	18.25	21.00
Q1-22	13.10	29.10
Q2-22	17.25	20.83
Q3-22	19.83	21.00
Q4-22	22.17	20.92
CAL22	19.25	22.96



### Contact US:

**Luke Longhurst**

Email: lukel@freightinvestor.com

Mobile: (+44) 7966 968761

**Ricky Forman**

Email: rickyf@freightinvestor.com

Mobile: (+44) 7868 708719

**Sam Twyford**

Email: samt@freightinvestor.com

Mobile: (+44) 7729 118643

**Jessie Deng**

Email: jessied@freightinvestor.com

Mobile: (+86) 13524516743

**Jarryd Smith**

Email: jarryds@freightinvestor.com

Mobile: (+65) 8798 4987

The information provided in this communication is not intended for retail clients. It is general in nature only and does not constitute advice or an offer to sell, or the solicitation of an offer to purchase any swap or other financial instruments, nor constitute any recommendation on our part. The information has been prepared without considering your investment objectives, financial situation, or knowledge and experience. This material is not a research report and is not intended as such. FIS is not responsible for any trading decisions taken based on this communication. Trading swaps and over-the-counter derivatives, exchange-traded derivatives, and options involve substantial risk and are not suitable for all investors. You are advised to perform an independent investigation to determine whether a transaction is suitable for you. No part of this material may be copied or duplicated in any form by any means or redistributed without our prior written consent. Freight Investor Services Ltd (FIS) is authorised and regulated by the Financial Conduct Authority (FRN: 211452) and is a member of the National Futures Association ("NFA"). Freight Investor Services PTE Ltd ('FIS PTE') is a private limited company, incorporated and registered in Singapore with company number 200603922G, and has subsidiary offices in India and Shanghai. Freight Investor Solutions DMCC ('FIS DMCC') is a private limited company, incorporated and registered in Dubai with company number DMCC1225. Further information about FIS including