

# FIS Fuel Oil Daily Evening Report

London +44 20 7090 1134 - info@freightinvestor.com | Singapore +65 6535 5189 - info@freightinvestor.asia | Shanghai +86 21 63012568

## 22 December 2021

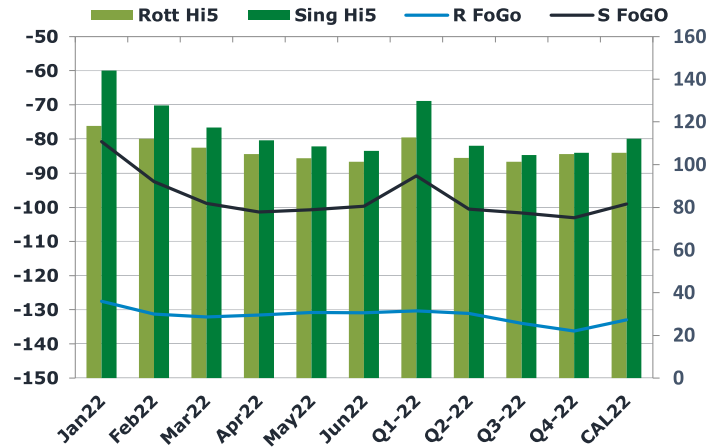
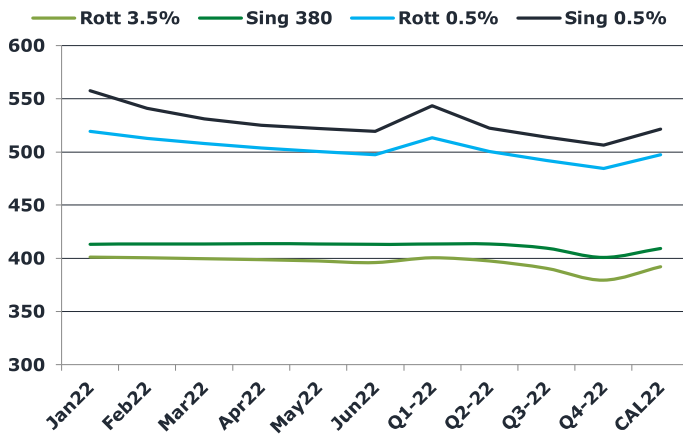
### Oil and Energy Market News

Brent crude oil front month futures ended the day up 0.5% on Wednesday printing \$74.38 at 1600BST. Highs in the day reached \$74.66 and lows touched \$73.62.

### Brent

**74.38**

	Barges 3.5 %	Sing 380cst	Rott 0.5%	Sing 0.5%	Sing Hi5
Jan22	401.05	413.30	519.19	557.44	144
Feb22	400.55	413.55	512.69	541.19	128
Mar22	399.80	413.55	507.69	530.94	117
Apr22	398.80	413.80	503.69	525.19	111
May22	397.55	413.55	500.44	522.19	109
Jun22	396.05	413.05	497.44	519.44	106
Q1-22	400.45	413.45	513.20	543.20	130
Q2-22	397.47	413.47	500.53	522.28	109
Q3-22	390.72	409.55	492.03	514.03	104
Q4-22	379.47	400.88	484.44	506.44	106
CAL22	392.03	409.34	497.55	521.48	112



### Fuel Oil Market News

The front crack opened at -11.15 this morning with the front Barges crack ended the day printing -11.10. The Cal 22 crack was valued at -10.30.

The Singapore FOGO ended the day trading at -80.75, with the Euro Fogo printing -127.5 on both front months, respectively.

	Rott GOFO	Sing GOFO	R FoGo	S FoGO	Rott Hi5
Jan22	245.64	224.89	-127.50	-80.75	118
Feb22	243.46	220.10	-131.32	-92.46	112
Mar22	240.05	216.30	-132.16	-98.91	108
Apr22	236.40	212.70	-131.50	-101.30	105
May22	233.70	209.37	-130.81	-100.73	103
Jun22	232.28	206.07	-130.89	-99.68	101
Q1-22	243.05	220.55	-130.30	-90.80	113
Q2-22	234.13	209.38	-131.07	-100.57	103
Q3-22	235.29	206.14	-133.98	-101.67	101
Q4-22	241.19	208.60	-136.22	-103.04	105
CAL22	238.41	211.14	-132.90	-99.00	106

# FIS Fuel Oil Daily Evening Report

London +44 20 7090 1134 - info@freightinvestor.com | Singapore +65 6535 5189 - info@freightinvestor.asia | Shanghai +86 21 63012568

## 22 December 2021

### TIME SPREADS FUEL

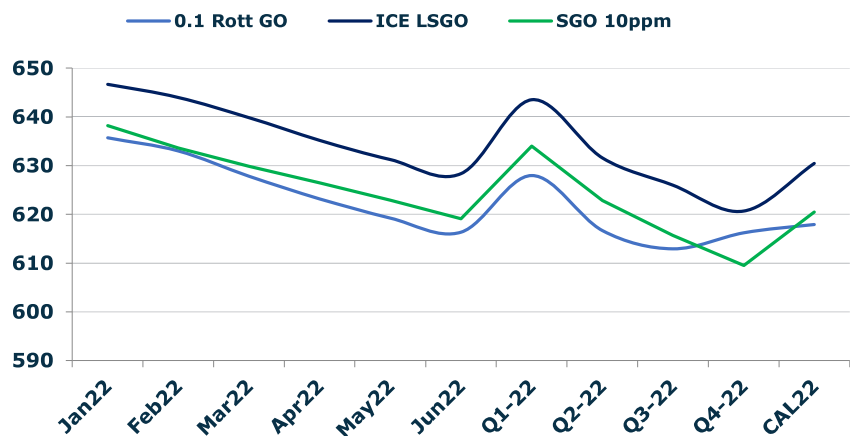
	Barges 3.5	S 380	Rott 0.5%	Sing 0.5%
Jan22/Feb22	0.50	-0.25	6.50	16.25
Feb22/Mar22	0.75	0.00	5.00	10.25
Mar22/Apr22	1.00	-0.25	4.00	5.75
Apr22/May22	1.25	0.25	3.25	3.00
May22/Jun22	1.50	0.50	3.00	2.75
Q1-22/Q2-22	2.98	-0.02	12.67	20.92
Q2-22/Q3-22	6.75	3.92	8.50	8.25
Q3-22/Q4-22	11.25	8.67	7.58	7.58
CAL22/CAL23	23.00	18.25	19.5	18.39

### GASOIL CURVES

	Rott 0.1	SGO 10ppm	ICE GO
Jan22	635.7	638.2	646.7
Feb22	633.0	633.6	644.0
Mar22	627.9	629.8	639.9
Apr22	623.2	626.5	635.2
May22	619.3	622.9	631.3
Jun22	616.3	619.1	628.3
Q1-22	628.0	634.0	643.5
Q2-22	616.7	622.8	631.6
Q3-22	612.9	615.7	626.0
Q4-22	616.2	609.5	620.7
CAL22	617.9	620.5	630.4

### EW SPREAD

	EW380	EW0.5%
Jan22	12.25	38.25
Feb22	13.00	28.50
Mar22	13.75	23.25
Apr22	15.00	21.50
May22	16.00	21.75
Jun22	17.00	22.00
Q1-22	13.00	30.00
Q2-22	16.00	21.75
Q3-22	18.83	22.00
Q4-22	21.42	22.00
CAL22	19.25	23.94



### Contact US:

**Luke Longhurst**

Email: lukel@freightinvestor.com

Mobile: (+44) 7966 968761

**Ricky Forman**

Email: rickyf@freightinvestor.com

Mobile: (+44) 7868 708719

**Sam Twyford**

Email: samt@freightinvestor.com

Mobile: (+44) 7729 118643

**Jessie Deng**

Email: jessied@freightinvestor.com

Mobile: (+86) 13524516743

**Jarryd Smith**

Email: jarryds@freightinvestor.com

Mobile: (+65) 8798 4987

The information provided in this communication is not intended for retail clients. It is general in nature only and does not constitute advice or an offer to sell, or the solicitation of an offer to purchase any swap or other financial instruments, nor constitute any recommendation on our part. The information has been prepared without considering your investment objectives, financial situation, or knowledge and experience. This material is not a research report and is not intended as such. FIS is not responsible for any trading decisions taken based on this communication. Trading swaps and over-the-counter derivatives, exchange-traded derivatives, and options involve substantial risk and are not suitable for all investors. You are advised to perform an independent investigation to determine whether a transaction is suitable for you. No part of this material may be copied or duplicated in any form by any means or redistributed without our prior written consent. Freight Investor Services Ltd (FIS) is authorised and regulated by the Financial Conduct Authority (FRN: 211452) and is a member of the National Futures Association ("NFA"). Freight Investor Services PTE Ltd ('FIS PTE') is a private limited company, incorporated and registered in Singapore with company number 200603922G, and has subsidiary offices in India and Shanghai. Freight Investor Solutions DMCC ('FIS DMCC') is a private limited company, incorporated and registered in Dubai with company number DMCC1225. Further information about FIS including