



Fuel Oil Daily Evening Report

London +44 20 7090 1134 - info@freightinvestor.com | Singapore +65 6535 5189 - info@freightinvestor.asia | Shanghai +86 21 63012568

29 December 2021

Oil and Energy Market News

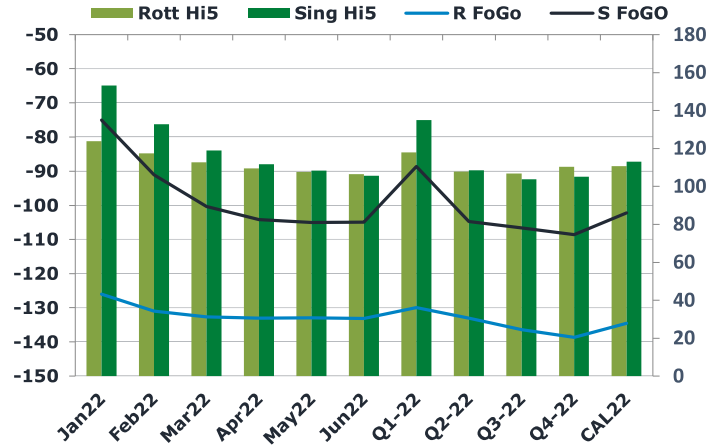
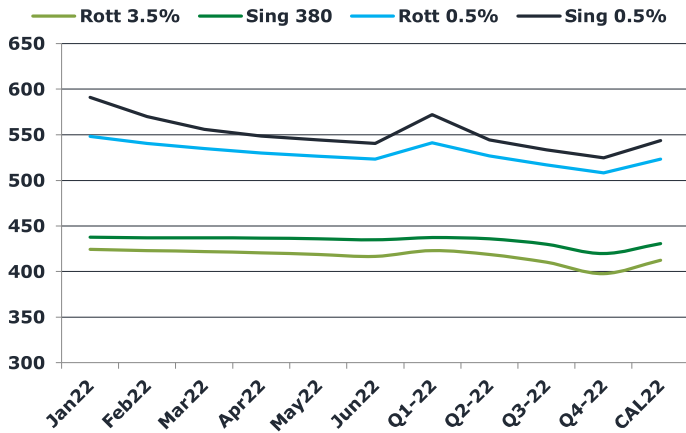
Brent crude oil front month futures ended the day down 0.3% on Wednesday printing \$78.66 at 1600BST. Highs in the day reached \$80.17 and lows touched \$78.48.

EIA Report
 #Crude: -3,576
 Cushing: 1,055
 Distillate: -1,726
 Gasoline: -1,458
 Production: 200

Brent

78.66

	Barges 3.5 %	Sing 380cst	Rott 0.5%	Sing 0.5%	Sing Hi5
Jan22	424.25	437.75	548.15	590.90	153
Feb22	423.00	437.00	540.40	569.65	133
Mar22	422.00	437.00	534.65	555.90	119
Apr22	420.50	436.75	529.90	548.40	112
May22	418.75	436.00	526.40	544.15	108
Jun22	416.75	434.75	523.15	540.40	106
Q1-22	423.10	437.25	541.05	572.15	135
Q2-22	418.67	435.83	526.49	544.32	108
Q3-22	410.17	429.92	516.90	533.65	104
Q4-22	397.83	419.67	508.15	524.65	105
CAL22	412.44	430.67	523.15	543.70	113



Fuel Oil Market News

The front crack opened at -11.85 this morning with the front Barges crack ended the day printing -11.70. The Cal 22 crack was valued at -10.70.

The Singapore FOGO ended the day trading at -75, with the Euro Fogo printing -126 on both front months, respectively.

	Rott GOFO	Sing GOFO	R FoGo	S FoGO	Rott Hi5
Jan22	249.90	228.15	-126.00	-75.00	124
Feb22	248.43	223.69	-131.02	-91.04	117
Mar22	245.31	219.22	-132.66	-100.32	113
Apr22	242.46	215.82	-133.05	-104.16	109
May22	240.54	213.14	-132.89	-104.99	108
Jun22	239.55	210.59	-133.14	-104.94	106
Q1-22	247.85	223.57	-129.90	-88.67	118
Q2-22	240.85	213.18	-133.03	-104.70	108
Q3-22	243.20	210.38	-136.46	-106.65	107
Q4-22	248.99	213.61	-138.67	-108.62	110
CAL22	245.23	215.21	-134.51	-102.19	111

FIS Fuel Oil Daily Evening Report

London +44 20 7090 1134 - info@freightinvestor.com | Singapore +65 6535 5189 - info@freightinvestor.asia | Shanghai +86 21 63012568

29 December 2021

TIME SPREADS FUEL

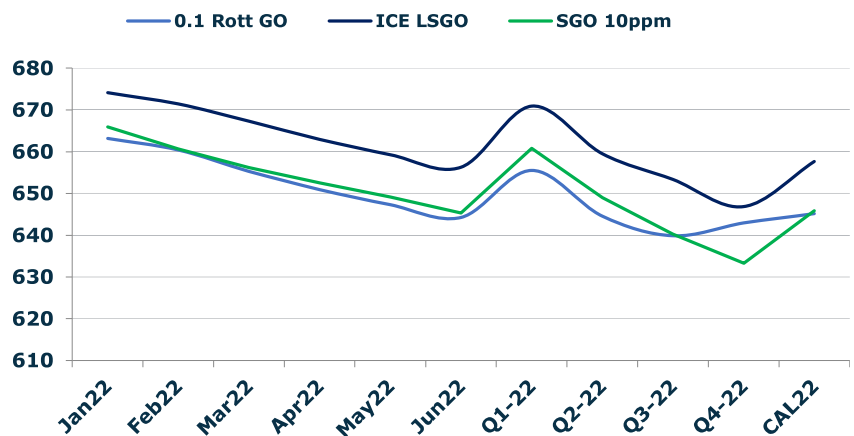
	Barges 3.5	S 380	Rott 0.5%	Sing 0.5%
Jan22/Feb22	1.25	0.75	7.75	21.25
Feb22/Mar22	1.00	0.00	5.75	13.75
Mar22/Apr22	1.50	0.25	4.75	7.50
Apr22/May22	1.75	0.75	3.50	4.25
May22/Jun22	2.00	1.25	3.25	3.75
Q1-22/Q2-22	4.43	1.42	14.56	27.83
Q2-22/Q3-22	8.50	5.92	9.58	10.67
Q3-22/Q4-22	12.33	10.25	8.75	9.00
CAL22/CAL23	29.00	25.00	30.7	26.03

GASOIL CURVES

	Rott 0.1	SGO 10ppm	ICE GO
Jan22	663.2	665.9	674.2
Feb22	660.4	660.7	671.4
Mar22	655.3	656.2	667.3
Apr22	651.0	652.6	663.0
May22	647.3	649.1	659.3
Jun22	644.3	645.3	656.3
Q1-22	655.6	660.8	671.0
Q2-22	644.6	649.0	659.5
Q3-22	639.9	640.3	653.4
Q4-22	643.0	633.3	646.8
CAL22	645.2	645.9	657.7

EW SPREAD

	EW380	EW0.5%
Jan22	13.50	42.75
Feb22	14.00	29.25
Mar22	15.00	21.25
Apr22	16.25	18.50
May22	17.25	17.75
Jun22	18.00	17.25
Q1-22	14.15	31.10
Q2-22	17.17	17.83
Q3-22	19.75	16.75
Q4-22	21.83	16.50
CAL22	18.25	20.54



Contact US:

Luke Longhurst

Email: lukel@freightinvestor.com

Mobile: (+44) 7966 968761

Ricky Forman

Email: rickyf@freightinvestor.com

Mobile: (+44) 7868 708719

Sam Twyford

Email: samt@freightinvestor.com

Mobile: (+44) 7729 118643

Jessie Deng

Email: jessied@freightinvestor.com

Mobile: (+86) 13524516743

Jarryd Smith

Email: jarryds@freightinvestor.com

Mobile: (+65) 8798 4987

The information provided in this communication is not intended for retail clients. It is general in nature only and does not constitute advice or an offer to sell, or the solicitation of an offer to purchase any swap or other financial instruments, nor constitute any recommendation on our part. The information has been prepared without considering your investment objectives, financial situation, or knowledge and experience. This material is not a research report and is not intended as such. FIS is not responsible for any trading decisions taken based on this communication. Trading swaps and over-the-counter derivatives, exchange-traded derivatives, and options involve substantial risk and are not suitable for all investors. You are advised to perform an independent investigation to determine whether a transaction is suitable for you. No part of this material may be copied or duplicated in any form by any means or redistributed without our prior written consent. Freight Investor Services Ltd (FIS) is authorised and regulated by the Financial Conduct Authority (FRN: 211452) and is a member of the National Futures Association ("NFA"). Freight Investor Services PTE Ltd ('FIS PTE') is a private limited company, incorporated and registered in Singapore with company number 200603922G, and has subsidiary offices in India and Shanghai. Freight Investor Solutions DMCC ('FIS DMCC') is a private limited company, incorporated and registered in Dubai with company number DMCC1225. Further information about FIS including