



# London Iron Ore Market Report

London +44 (0) 20 7090 1120 - info@freightinvestor.com | Singapore +65 6535 5189 - info@freightinvestor.asia

07 January 2022

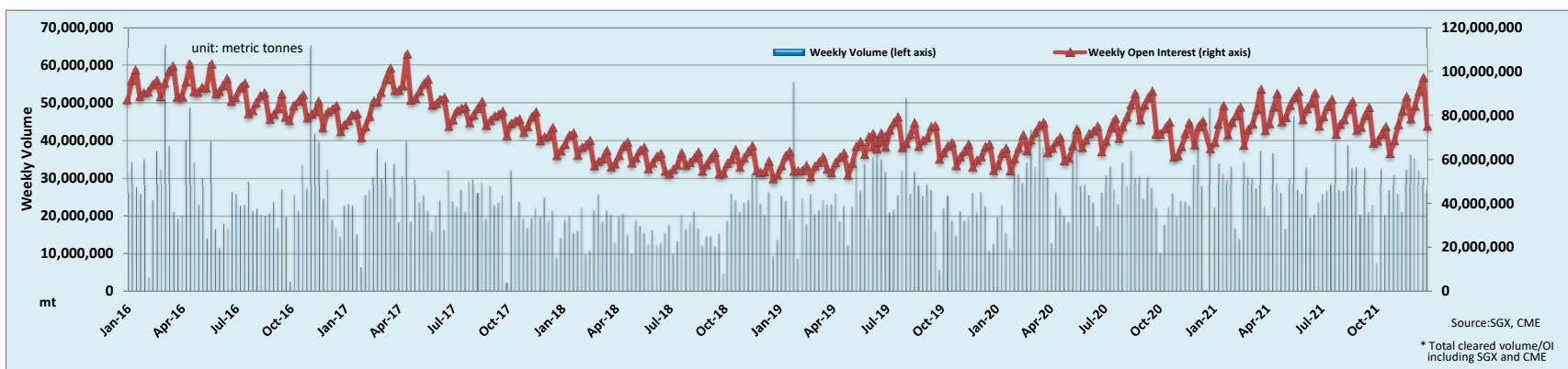
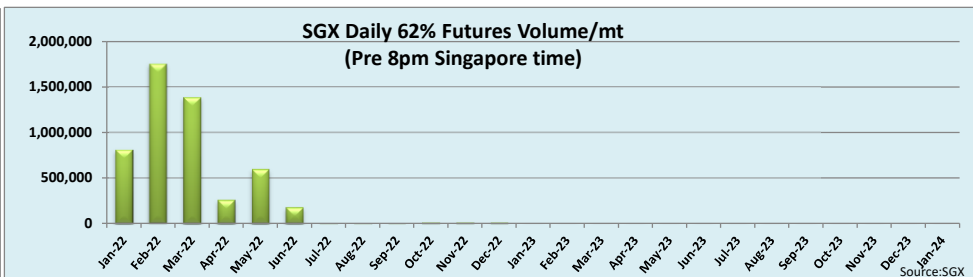
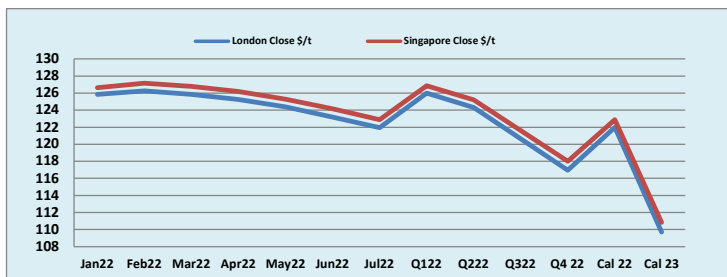
In sharp contrast to the rest of the week, quarterly's took centre stage in the T+1 session, trading as outright, Q/Q spreads and finally gaining some traction on the monthly/Q spreads. Prices slid by 1.05 over the session, though prices were largely stable throughout.

| INDEX         | Price    | Change  | MTD      |
|---------------|----------|---------|----------|
| Platts IO 62% | \$127.30 | -\$0.95 | \$124.66 |

| INDEX     | Price    | Change  | MTD      |
|-----------|----------|---------|----------|
| MB IO 65% | \$154.00 | -\$2.00 | \$147.94 |

| INDEX            | Price    | Change   | MTD      |
|------------------|----------|----------|----------|
| Platts Lump Prem | \$0.2765 | \$0.0000 | \$0.2422 |

| Iron Ore 62% Futures | Jan 22 | Feb 22 | Mar 22 | Apr 22 | May 22 | Jun 22 | Jul 22 | Q1 22  | Q2 22  | Q3 22  | Q4 22  | Cal 22 | Cal 23 |
|----------------------|--------|--------|--------|--------|--------|--------|--------|--------|--------|--------|--------|--------|--------|
| London Close \$/t    | 125.85 | 126.25 | 125.85 | 125.25 | 124.40 | 123.20 | 121.95 | 126.00 | 124.30 | 120.65 | 116.95 | 122.00 | 109.70 |
| Singapore Close \$/t | 126.65 | 127.15 | 126.80 | 126.20 | 125.30 | 124.15 | 122.90 | 126.85 | 125.20 | 121.60 | 118.00 | 122.90 | 110.85 |
| Change               | -0.63% | -0.71% | -0.75% | -0.75% | -0.72% | -0.77% | -0.77% | -0.67% | -0.72% | -0.78% | -0.89% | -0.73% | -1.04% |



Disclaimer: The information provided in this communication is not intended for retail clients. It is general in nature only and does not constitute advice or an offer to sell, or the solicitation of an offer to purchase any swap or other financial instruments, nor constitute any recommendation on our part. The information has been prepared without considering your investment objectives, financial situation, or knowledge and experience. This material is not a research report and is not intended as such. FIS is not responsible for any trading decisions taken based on this communication. Trading swaps and over-the-counter derivatives, exchange-traded derivatives, and options involve substantial risk and are not suitable for all investors. You are advised to perform an independent investigation to determine whether a transaction is suitable for you. No part of this material may be copied or duplicated in any form by any means or redistributed without our prior written consent. Freight Investor Services Ltd (FIS) is authorised and regulated by the Financial Conduct Authority (FRN: 211452) and is a member of the National Futures Association ("NFA"). Freight Investor Services PTE Ltd ('FIS PTE') is a private limited company, incorporated and registered in Singapore with company number 200603922G, and has subsidiary offices in India and Shanghai. Freight Investor Solutions DMCC ('FIS DMCC') is a private limited company, incorporated and registered in Dubai with company number DMCC1225. Further information about FIS including the location of its offices can be found on our website at [www.freightinvestorservices.com](http://www.freightinvestorservices.com)