



# Steel & Scrap Close

www.freightinvestorservices.com | info@freightinvestor.com | @freightinvestor

4 January 22

**Broad Update:**

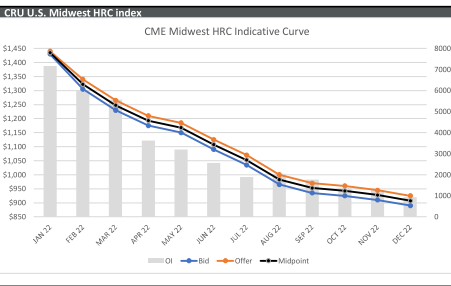
Happy New Year and welcome back to the frenzied steel market. Trading yesterday was muted with only BUS futures clearing. Would not have put that on my 2022 forecasts. BUS volumes were firm today with Jul22-Nov22 trading \$5/t above the front. Will we see a pivot to contango? Sentiment for Jan22 scrap negotiations is bearish as of writing with US mills rolling out contract cancellations at the end of Dec21. Certainly an odd occurrence for Jan. HRC trading was focused on spreads with wild jumps between spread leg values and their outright counterparts. I'm looking at you Jan22 v Q322 HRC +400 (1450/1050) 3kt which was immediately followed by Q322 outright at 985. Additionally Jan22 v Feb22 traded +120 1kt and +130 6,920t! Let's hope large volume blocks are a theme of 2022. Please find updated curves below:

Index	Print	Change	MTD
LME Platts HMS	\$463.00/MT	\$0.00	\$463.00
LME Platts Rebar	\$695.00/MT	\$5.00	\$695.00
CME Argus EHR	\$980.00/MT	€ 0.00	€ 900.00
LME Argus HRC China	\$949.00/MT	\$0.00	\$740.00
CME/LME Platts HRC	\$1,500.00/NT	\$0.00	\$1,500.00
CME CRU HRC	\$1,536.00/NT	\$9.00	\$1,615.80
CME CRU HDG	\$481.00/NT	(\$41.00)	\$436.60
CME Fastmarkets BUS	\$603.00/GT	\$1.79	Dec-21
CME Platts SHR	\$390.00/GT	\$0.00	Dec-21

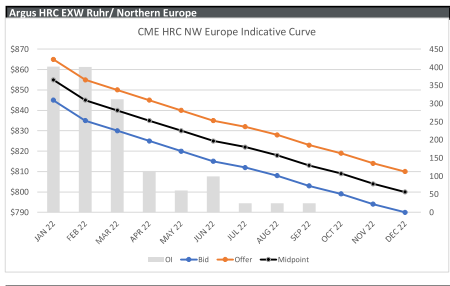
Today	CME Block trade recap	Jul22-Nov22 BUS 585 500t
Jan22 v Feb22 HRC +120 700t	Mar22 v Q2+Q322 +188 3kt	Feb22+Mar22 BUS 590 500t
Feb22 HRC 1322 500t	Jan22 v Feb22 HRC +130 6920t	Feb22+Mar22 BUS 590 260t
Jan22 v Feb22 HRC +130 6920t	Feb22 HRC 1320 500t	Feb22 v May22 HRC +157 500t
Jan22 v Q322 HRC +400 3kt	Q322 HRC 985 500t	
May22 HRC 1165 1kt	Feb22-Jun22 BUS 590 500t	

Monday	CME Block trade recap
Feb22-Jun22 BUS 580 500t	
Jul22-Nov22 BUS 575 1kt	

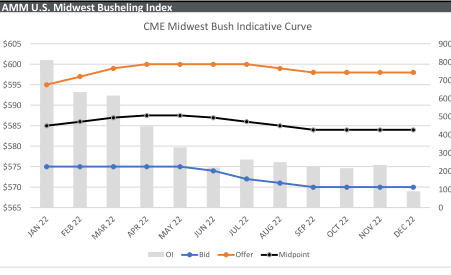
Product Exchange	HRC Midwest CRU	HR/HRC 20 NT
Period	Bid Offer Midpoint OI	Bid Offer Midpoint OI
JAN 22	1430 1440 1435	7166
FEB 22	1305 1340 1323	6026
MAR 22	1250 1265 1248	5573
APR 22	1175 1210 1193	3630
MAY 22	1150 1185 1168	3200
JUN 22	1090 1125 1108	2558
JUL 22	1035 1070 1052	1998
AUG 22	965 1000 983	2045
SEP 22	935 970 953	1771
OCT 22	925 960 943	1364
NOV 22	910 945 928	1259
DEC 22	890 925 908	941
JAN+Feb22	1368 1390 1379	13192
Q122	1322 1348 1335	12403
Q222	1138 1173 1156	742
3h22	1230 1261 1245	18904
Q322	978 1013 996	4394
Q422	908 943 926	941
Cal22	1087 1120 1103	24239



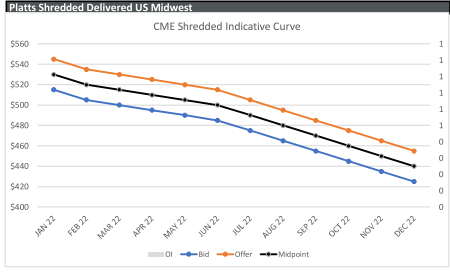
Product Exchange	HRC NW Europe	EHR 30/NT
Period	Bid Offer Midpoint OI	Bid Offer Midpoint OI
JAN 22	845 865 855	402
FEB 22	835 855 845	401
MAR 22	830 850 840	312
APR 22	825 845 835	114
MAY 22	820 840 830	60
JUN 22	815 835 825	99
JUL 22	812 832 822	0
AUG 22	808 828 818	25
SEP 22	803 823 813	25
OCT 22	799 819 809	0
NOV 22	794 814 804	0
DEC 22	790 810 800	0
JAN+Feb22	840 860 850	803
Q122	837 857 847	827
Q222	820 840 830	184
3h22	828 848 838	1011
Q322	808 828 818	50
Q422	794 814 804	0
Cal22	815 835 825	1061



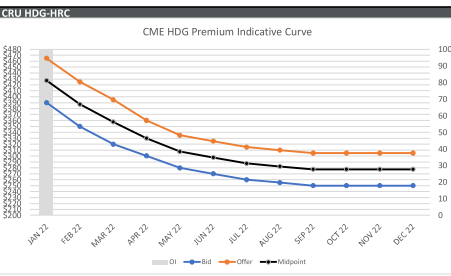
Product Exchange	Midwest Bushing	BUS 20 GT
Period	Bid Offer Midpoint OI	Bid Offer Midpoint OI
JAN 22	575 595 585	811
FEB 22	575 597 586	636
MAR 22	575 599 587	615
APR 22	575 600 588	446
MAY 22	575 600 588	332
JUN 22	574 600 587	220
JUL 22	572 600 586	264
AUG 22	571 599 585	250
SEP 22	570 598 584	229
OCT 22	570 598 584	216
NOV 22	570 598 584	234
DEC 22	570 598 584	90
JAN+Feb22	575 596 586	1447
Q122	575 597 586	2062
Q222	575 600 587	998
3h22	575 599 587	3060
Q322	571 599 585	742
Q422	570 598 584	240
Cal22	573 599 586	4342



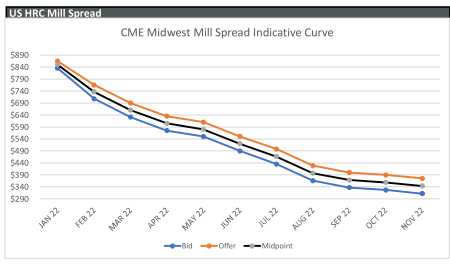
Product Exchange	Midwest Shredded	SHR 20 GT
Period	Bid Offer Midpoint OI	Bid Offer Midpoint OI
JAN 22	515 545 530	0
FEB 22	505 535 520	0
MAR 22	500 530 515	0
APR 22	495 525 510	0
MAY 22	490 520 505	0
JUN 22	485 515 500	0
JUL 22	475 505 490	0
AUG 22	465 495 480	0
SEP 22	460 490 475	0
OCT 22	445 475 460	0
NOV 22	435 465 450	0
DEC 22	425 455 440	0
JAN+Feb22	510 540 535	0
Q122	507 537 522	0
Q222	490 520 505	0
3h22	498 528 513	0
Q322	465 495 480	0
Q422	435 465 450	0
Cal22	474 504 489	0



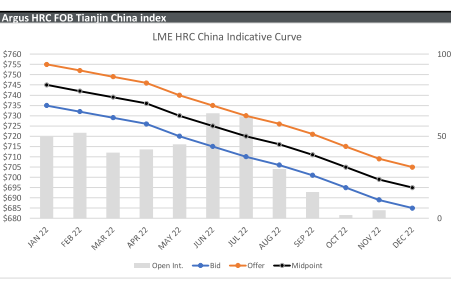
Product Exchange	HDC Premium	HDC 50/NT
Period	Bid Offer Midpoint OI	Bid Offer Midpoint OI
JAN 22	390 465 428	100
FEB 22	350 425 388	0
MAR 22	320 395 358	0
APR 22	300 360 330	0
MAY 22	280 335 308	0
JUN 22	270 325 298	0
JUL 22	260 315 286	0
AUG 22	255 310 283	0
SEP 22	250 305 278	0
OCT 22	250 305 278	0
NOV 22	250 305 278	0
DEC 22	250 305 278	0
JAN+Feb22	370 445 408	100
Q122	353 428 391	0
Q222	283 340 311	0
3h22	318 384 351	0
Q322	255 310 283	0
Q422	250 305 278	0
Cal22	285 346 316	0



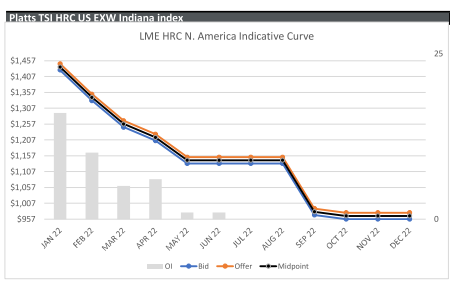
Product Exchange	HRC Mill Spread	BUS/HRC Spread
Period	Bid Offer Midpoint	Bid Offer Midpoint
JAN 22	835 865 850	737
FEB 22	708 765 737	880
MAR 22	631 690 661	661
APR 22	575 635 605	580
MAY 22	550 610 580	521
JUN 22	490 551 521	467
JUL 22	435 498 467	398
AUG 22	366 429 398	369
SEP 22	337 400 369	359
OCT 22	327 390 359	344
NOV 22	312 375 344	324
DEC 22	292 355 324	299
Q122	725 773 749	569
Q222	538 599 569	689
3h22	512 586 558	411
Q322	379 442 411	342
Q422	310 373 342	518
Cal22	488 547 518	



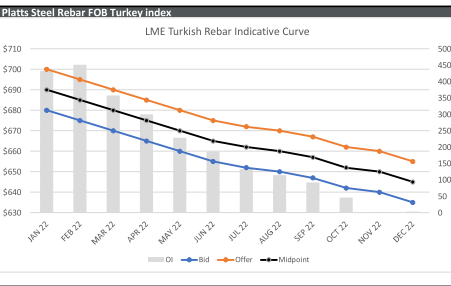
Product Exchange	HRC FOB China	HC/LCY 10 MT
Period	Bid Offer Midpoint OI	Bid Offer Midpoint OI
JAN 22	735 755 745	50
FEB 22	732 752 742	52
MAR 22	729 749 739	40
APR 22	726 746 736	42
MAY 22	720 740 730	45
JUN 22	715 735 725	64
JUL 22	710 730 720	62
AUG 22	706 726 716	30
SEP 22	701 721 711	16
OCT 22	695 715 705	2
NOV 22	689 709 699	5
DEC 22	685 705 695	0
JAN+Feb22	734 754 744	102
Q122	732 752 742	134
Q222	720 740 730	171
3h22	726 746 736	305
Q322	706 726 716	48
Q422	690 710 700	5
Cal22	712 732 722	358



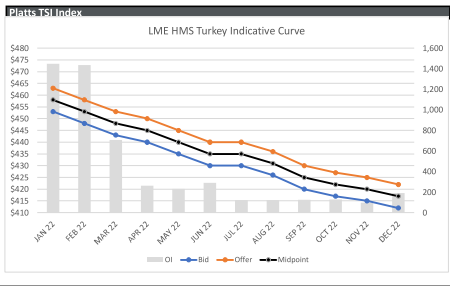
Product Exchange	HRC North America	HU/HRP/HUS 10 NT
Period	Bid Offer Midpoint OI	Bid Offer Midpoint OI
JAN 22	1428 1448 1438	16
FEB 22	1332 1352 1342	10
MAR 22	1248 1268 1258	5
APR 22	1205 1225 1215	6
MAY 22	1132 1152 1142	1
JUN 22	1133 1153 1143	1
JUL 22	1133 1153 1143	0
AUG 22	1133 1153 1143	0
SEP 22	970 990 980	0
OCT 22	957 977 967	0
NOV 22	957 977 967	0
DEC 22	957 977 967	0
JAN+Feb22	1380 1400 1390	21
Q122	1336 1356 1346	21
Q222	1157 1177 1167	2
3h22	1246 1266 1256	2
Q322	1078 1098 1088	0
Q422	957 977 967	0
Cal22	1132 1152 1142	23



Product Exchange	LME STEEL REBAR	SR/BP 10 MT
Period	Bid Offer Midpoint OI	Bid Offer Midpoint OI
JAN 22	680 700 690	433
FEB 22	675 695 685	452
MAR 22	670 690 680	358
APR 22	665 685 675	300
MAY 22	660 680 670	229
JUN 22	655 675 665	187
JUL 22	652 672 662	133
AUG 22	650 670 660	115
SEP 22	647 667 657	92
OCT 22	642 662 652	46
NOV 22	640 660 650	2
DEC 22	635 655 645	3
JAN+Feb22	678 698 688	1,110
Q122	675 695 685	885
Q222	660 680 670	549
3h22	668 688 678	1,659
Q322	650 670 660	253
Q422	639 659 649	5
Cal22	656 676 666	1,917



Product Exchange	HMS CFR Turkey	SC/BBO 10 MT
Period	Bid Offer Midpoint OI	Bid Offer Midpoint OI
JAN 22	453 463 458	1,448
FEB 22	448 458 453	1,435
MAR 22	443 453 448	707
APR 22	440 450 445	645
MAY 22	435 445 440	232
JUN 22	430 440 435	291
JUL 22	430 440 435	123
AUG 22	426 436 431	122
SEP 22	420 430 425	125
OCT 22	417 427 422	127
NOV 22	415 425 420	646
DEC 22	412 422 417	190
JAN+Feb22	451 461 456	2,883
Q122	448 458 453	2,403
Q222	435 445 440	646
3h22	442 452 447	3,049
Q322	425 435 430	374
Q422	415 425 420	288
Cal22	431 441 436	3,711



The information provided in this communication is not intended for retail clients. It is general in nature only and does not constitute advice or an offer to sell, or the solicitation of an offer to purchase any swap or other financial instruments, nor constitute any recommendation on our part. The information has been prepared without considering your investment objectives, financial situation, or knowledge and experience. This material is not a research report and is not intended as such. FIS is not responsible for any trading decisions taken based on this communication. Trading swaps and over-the-counter derivatives, exchange-traded derivatives, and options involve substantial risk and are not suitable for all investors. You are advised to perform an independent investigation to determine whether a transaction is suitable for you. No part of this material may be copied or duplicated in any form by any means or redistributed without our prior written consent. Freight Investor Services Ltd (FIS) is authorised and regulated by the Financial Conduct Authority (FRN: 211452) and is a member of the National Futures Association ("NFA"). Freight Investor Services PTE Ltd (FIS PTE) is a private limited company, incorporated and registered in Singapore with company number 200603922G, and has subsidiary offices in India and Shanghai. Freight Investor Solutions DMCC (FIS DMCC) is a private limited company, incorporated and registered in Dubai with company number DMCC1225. Further information about FIS including the location of its offices can be found on our website at [www.freightinvestorservices.com](http://www.freightinvestorservices.com)