

# FIS Fuel Oil Daily Evening Report

London +44 20 7090 1134 - info@freightinvestor.com | Singapore +65 6535 5189 - info@freightinvestor.asia | Shanghai +86 21 63012568

04 January 2022

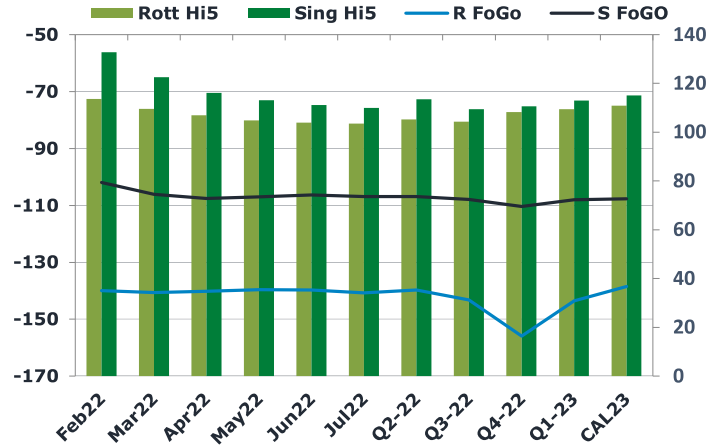
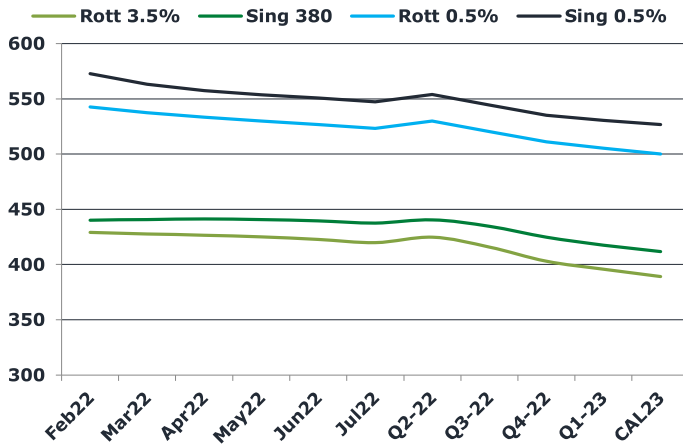
## Oil and Energy Market News

Brent crude oil front month futures ended the day up 0.9% on Tuesday printing \$79.78 at 1620BST. Highs in the day reached \$80.55 and lows touched \$78.62.

## Brent

79.78

	Barges 3.5 %	Sing 380cst	Rott 0.5%	Sing 0.5%	Sing Hi5
Feb22	429.00	440.00	542.58	572.83	133
Mar22	427.75	440.75	537.33	563.33	123
Apr22	426.50	441.25	533.33	557.33	116
May22	425.00	440.75	529.83	553.83	113
Jun22	422.75	439.50	526.58	550.58	111
Jul22	419.75	437.50	523.33	547.33	110
Q2-22	424.75	440.50	529.90	553.90	113
Q3-22	415.83	434.67	520.16	544.16	109
Q4-22	402.92	424.67	511.08	535.33	111
Q1-23	395.83	417.58	505.33	530.58	113
CAL23	389.15	411.77	500.01	526.76	115



## Fuel Oil Market News

The front crack opened at -11.80 this morning with the front Barges crack ended the day printing -11.70. The Cal 22 crack was valued at -10.90.

The Singapore FOGO ended the day trading at -102, with the Euro Fogo printing -140 on both front months, respectively.

	Rott GOFO	Sing GOFO	R FoGo	S FoGO	Rott Hi5
Feb22	253.58	234.83	-140.00	-102.00	114
Mar22	250.23	228.71	-140.66	-106.14	110
Apr22	247.00	223.74	-140.18	-107.67	107
May22	244.45	220.14	-139.63	-107.07	105
Jun22	243.50	217.45	-139.68	-106.37	104
Jul22	244.33	216.69	-140.76	-106.86	104
Q2-22	245.00	220.32	-139.85	-106.92	105
Q3-22	247.52	217.36	-143.19	-107.87	104
Q4-22	264.07	221.05	-155.91	-110.40	108
Q1-23	253.08	221.01	-143.59	-108.02	109
CAL23	249.39	222.71	-138.52	-107.72	111

# FIS Fuel Oil Daily Evening Report

London +44 20 7090 1134 - info@freightinvestor.com | Singapore +65 6535 5189 - info@freightinvestor.asia | Shanghai +86 21 63012568

## 04 January 2022

### TIME SPREADS FUEL

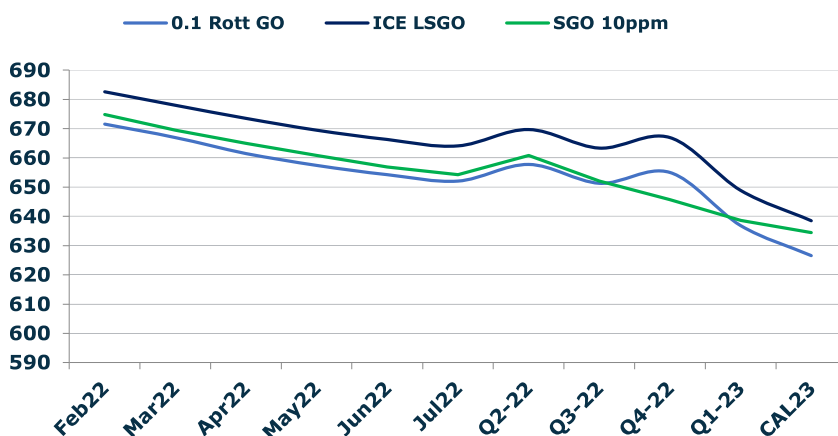
	Barges 3.5	S 380	Rott 0.5%	Sing 0.5%
Feb22/Mar22	1.25	-0.75	5.25	9.50
Mar22/Apr22	1.25	-0.50	4.00	6.00
Apr22/May22	1.50	0.50	3.50	3.50
May22/Jun22	2.25	1.25	3.25	3.25
Jun22/Jul22	3.00	2.00	3.25	3.25
Q2-22/Q3-22	8.92	5.83	9.74	9.74
Q3-22/Q4-22	12.92	10.00	9.08	8.83
Q4-22/Q1-23	7.08	7.08	5.75	4.75
CAL23/CAL24	16.00	12.00	17.9	14.99

### GASOIL CURVES

	Rott 0.1	SGO 10ppm	ICE GO
Feb22	671.6	674.8	682.6
Mar22	667.0	669.5	678.0
Apr22	661.5	665.0	673.5
May22	657.5	660.9	669.5
Jun22	654.3	656.9	666.3
Jul22	652.1	654.2	664.1
Q2-22	657.8	660.8	669.8
Q3-22	651.3	652.0	663.3
Q4-22	655.0	645.7	667.0
Q1-23	636.9	638.6	648.9
CAL23	626.5	634.5	638.5

### EW SPREAD

	EW380	EW0.5%
Feb22	11.00	30.25
Mar22	13.00	26.00
Apr22	14.75	24.00
May22	15.75	24.00
Jun22	16.75	24.00
Jul22	17.75	24.00
Q2-22	15.75	24.00
Q3-22	18.83	24.00
Q4-22	21.75	24.25
Q1-23	21.75	25.25
CAL23	18.25	26.75



### Contact US:

**Luke Longhurst**

Email: lukel@freightinvestor.com

Mobile: (+44) 7966 968761

**Ricky Forman**

Email: rickyf@freightinvestor.com

Mobile: (+44) 7868 708719

**Sam Twyford**

Email: samt@freightinvestor.com

Mobile: (+44) 7729 118643

**Jessie Deng**

Email: jessied@freightinvestor.com

Mobile: (+86) 13524516743

**Jarryd Smith**

Email: jarryds@freightinvestor.com

Mobile: (+65) 8798 4987

The information provided in this communication is not intended for retail clients. It is general in nature only and does not constitute advice or an offer to sell, or the solicitation of an offer to purchase any swap or other financial instruments, nor constitute any recommendation on our part. The information has been prepared without considering your investment objectives, financial situation, or knowledge and experience. This material is not a research report and is not intended as such. FIS is not responsible for any trading decisions taken based on this communication. Trading swaps and over-the-counter derivatives, exchange-traded derivatives, and options involve substantial risk and are not suitable for all investors. You are advised to perform an independent investigation to determine whether a transaction is suitable for you. No part of this material may be copied or duplicated in any form by any means or redistributed without our prior written consent. Freight Investor Services Ltd (FIS) is authorised and regulated by the Financial Conduct Authority (FRN: 211452) and is a member of the National Futures Association ("NFA"). Freight Investor Services PTE Ltd ('FIS PTE') is a private limited company, incorporated and registered in Singapore with company number 200603922G, and has subsidiary offices in India and Shanghai. Freight Investor Solutions DMCC ('FIS DMCC') is a private limited company, incorporated and registered in Dubai with company number DMCC1225. Further information about FIS including