

FIS Fuel Oil Daily Evening Report

London +44 20 7090 1134 - info@freightinvestor.com | Singapore +65 6535 5189 - info@freightinvestor.asia | Shanghai +86 21 63012568

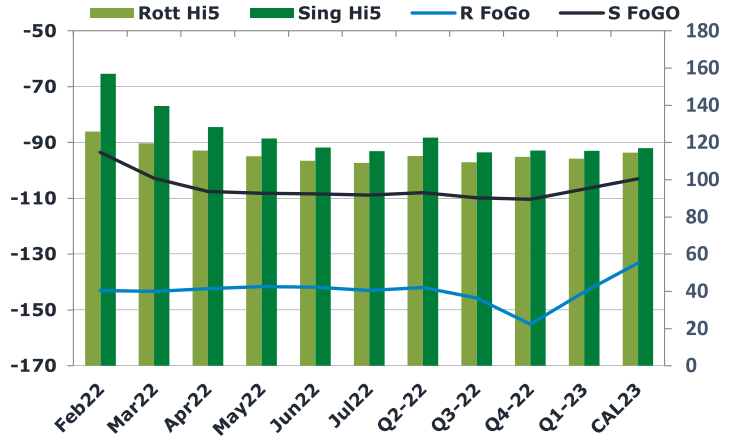
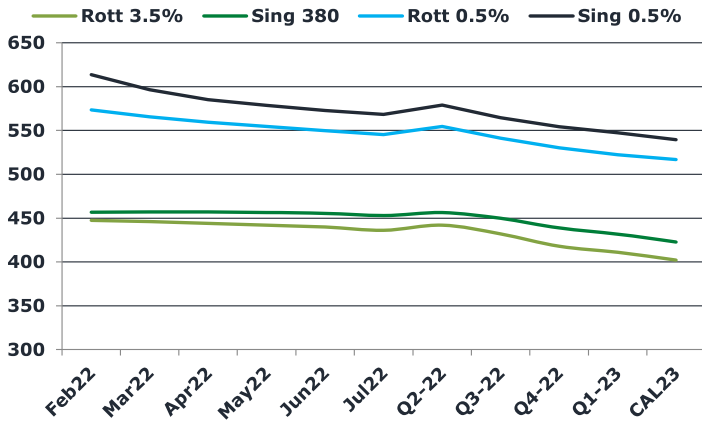
11 January 2022

Oil and Energy Market News

Brent crude oil front month futures ended the day up 2.9% on Tuesday printing \$83.21 at 1645BST. Highs in the day reached \$83.40 and lows touched \$80.89.

Brent 83.21

	Barges 3.5 %	Sing 380cst	Rott 0.5%	Sing 0.5%	Sing Hi5
Feb22	447.40	456.65	573.30	613.55	157
Mar22	445.90	456.90	565.55	596.55	140
Apr22	443.90	456.90	559.55	585.30	128
May22	441.90	456.40	554.55	578.55	122
Jun22	439.65	455.40	549.80	572.80	117
Jul22	436.15	452.90	545.30	568.30	115
Q2-22	441.80	456.25	554.65	578.90	123
Q3-22	431.90	449.73	541.30	564.47	115
Q4-22	417.82	438.65	530.13	554.30	116
Q1-23	410.90	431.73	522.30	547.30	116
CAL23	402.05	422.50	516.70	539.49	117



Fuel Oil Market News

The front crack opened at -12.00 this morning with the front Barges crack ended the day printing -12.10. The Cal 22 crack was valued at -10.90.

The Singapore FOGO ended the day trading at -93.5, with the Euro Fogo printing -143 on both front months, respectively.

	Rott GOFO	Sing GOFO	R FoGo	S FoGO	Rott Hi5
Feb22	268.90	250.40	-143.00	-93.50	126
Mar22	263.01	242.40	-143.36	-102.75	120
Apr22	258.06	235.92	-142.41	-107.52	116
May22	254.23	230.31	-141.58	-108.16	113
Jun22	251.93	225.80	-141.78	-108.40	110
Jul22	252.14	224.20	-142.99	-108.80	109
Q2-22	254.75	230.64	-141.90	-107.99	113
Q3-22	255.08	224.51	-145.68	-109.78	109
Q4-22	267.44	225.98	-155.12	-110.33	112
Q1-23	254.97	222.20	-143.57	-106.63	111
CAL23	247.86	220.03	-133.21	-103.05	115

FIS Fuel Oil Daily Evening Report

London +44 20 7090 1134 - info@freightinvestor.com | Singapore +65 6535 5189 - info@freightinvestor.asia | Shanghai +86 21 63012568

11 January 2022

TIME SPREADS FUEL

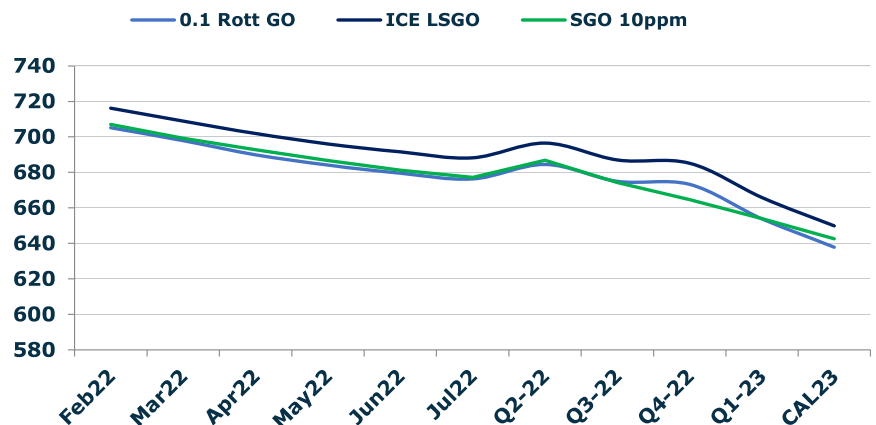
	Barges 3.5	S 380	Rott 0.5%	Sing 0.5%
Feb22/Mar22	1.50	-0.25	7.75	17.00
Mar22/Apr22	2.00	0.00	6.00	11.25
Apr22/May22	2.00	0.50	5.00	6.75
May22/Jun22	2.25	1.00	4.75	5.75
Jun22/Jul22	3.50	2.50	4.50	4.50
Q2-22/Q3-22	9.90	6.52	13.35	14.43
Q3-22/Q4-22	14.08	11.08	11.17	10.17
Q4-22/Q1-23	6.92	6.92	7.83	7.00
CAL23/CAL24	18.00	14.00	23.7	20.98

GASOIL CURVES

	Rott 0.1	SGO 10ppm	ICE GO
Feb22	705.3	707.1	716.3
Mar22	697.9	699.3	708.9
Apr22	690.0	692.8	702.0
May22	684.1	686.7	696.1
Jun22	679.6	681.2	691.6
Jul22	676.3	677.1	688.3
Q2-22	684.6	686.9	696.6
Q3-22	675.0	674.2	687.0
Q4-22	673.3	664.6	685.3
Q1-23	653.9	653.9	665.9
CAL23	637.9	642.5	649.9

EW SPREAD

	EW380	EW0.5%
Feb22	9.25	40.25
Mar22	11.00	31.00
Apr22	13.00	25.75
May22	14.50	24.00
Jun22	15.75	23.00
Jul22	16.75	23.00
Q2-22	14.45	24.25
Q3-22	17.83	23.17
Q4-22	20.83	24.17
Q1-23	20.83	25.00
CAL23	21.75	22.79



Contact US:

Luke Longhurst

Email: lukel@freightinvestor.com

Mobile: (+44) 7966 968761

Ricky Forman

Email: rickyf@freightinvestor.com

Mobile: (+44) 7868 708719

Sam Twyford

Email: samt@freightinvestor.com

Mobile: (+44) 7729 118643

Jessie Deng

Email: jessied@freightinvestor.com

Mobile: (+86) 13524516743

Jarryd Smith

Email: jarryds@freightinvestor.com

Mobile: (+65) 8798 4987

The information provided in this communication is not intended for retail clients. It is general in nature only and does not constitute advice or an offer to sell, or the solicitation of an offer to purchase any swap or other financial instruments, nor constitute any recommendation on our part. The information has been prepared without considering your investment objectives, financial situation, or knowledge and experience. This material is not a research report and is not intended as such. FIS is not responsible for any trading decisions taken based on this communication. Trading swaps and over-the-counter derivatives, exchange-traded derivatives, and options involve substantial risk and are not suitable for all investors. You are advised to perform an independent investigation to determine whether a transaction is suitable for you. No part of this material may be copied or duplicated in any form by any means or redistributed without our prior written consent. Freight Investor Services Ltd (FIS) is authorised and regulated by the Financial Conduct Authority (FRN: 211452) and is a member of the National Futures Association ("NFA"). Freight Investor Services PTE Ltd ('FIS PTE') is a private limited company, incorporated and registered in Singapore with company number 200603922G, and has subsidiary offices in India and Shanghai. Freight Investor Solutions DMCC ('FIS DMCC') is a private limited company, incorporated and registered in Dubai with company number DMCC1225. Further information about FIS including