

FIS Fuel Oil Daily Evening Report

London +44 20 7090 1134 - info@freightinvestor.com | Singapore +65 6535 5189 - info@freightinvestor.asia | Shanghai +86 21 63012568

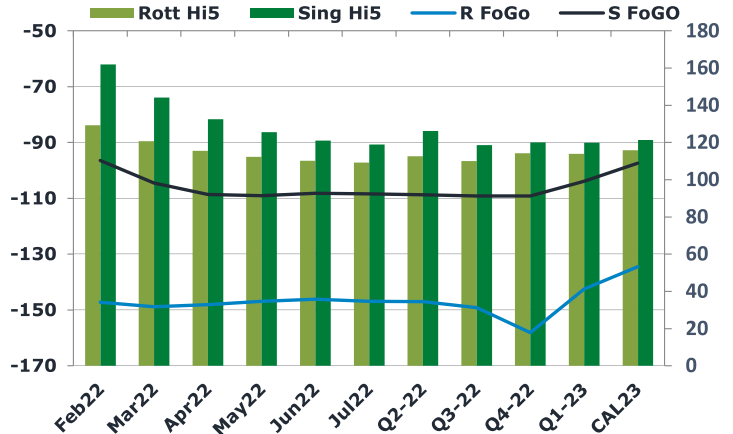
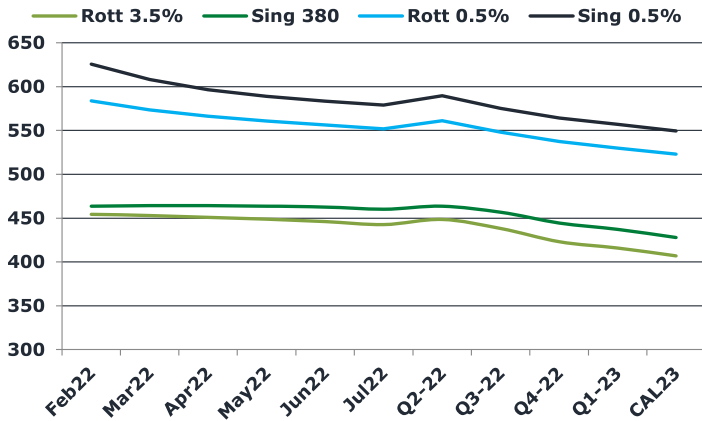
12 January 2022

Oil and Energy Market News

Brent crude oil front month futures ended the day up 1.3% on Wednesday printing \$84.87 at 1645BST. Highs in the day reached \$84.98 and lows touched \$83.52.

Brent 84.87

	Barges 3.5 %	Sing 380cst	Rott 0.5%	Sing 0.5%	Sing Hi5
Feb22	454.35	463.60	583.60	625.60	162
Mar22	452.85	464.10	573.60	608.35	144
Apr22	450.85	464.10	566.35	596.60	133
May22	448.60	463.60	560.85	589.10	126
Jun22	446.10	462.60	556.35	583.60	121
Jul22	442.60	460.10	551.85	579.10	119
Q2-22	448.50	463.45	561.20	589.75	126
Q3-22	438.10	456.60	548.10	575.18	119
Q4-22	423.02	444.35	537.35	564.35	120
Q1-23	415.85	437.18	529.85	557.10	120
CAL23	407.00	427.95	522.87	549.29	121



Fuel Oil Market News

The front crack opened at -12.50 this morning with the front Barges crack ended the day printing -12.60. The Cal 22 crack was valued at -11.5.

The Singapore FOGO ended the day trading at -96.5, with the Euro Fogo printing -147.25 on both front months, respectively.

	Rott GOFO	Sing GOFO	R FoGo	S FoGo	Rott Hi5
Feb22	276.50	258.50	-147.25	-96.50	129
Mar22	269.61	248.76	-148.86	-104.51	121
Apr22	263.61	241.09	-148.11	-108.59	116
May22	259.09	234.51	-146.84	-109.01	112
Jun22	256.41	229.18	-146.16	-108.18	110
Jul22	256.19	227.43	-146.94	-108.43	109
Q2-22	259.70	234.99	-147.00	-108.69	113
Q3-22	259.15	227.78	-149.15	-109.19	110
Q4-22	272.46	229.18	-158.12	-109.18	114
Q1-23	256.46	223.83	-142.46	-103.91	114
CAL23	250.39	218.70	-134.51	-97.36	116

FIS Fuel Oil Daily Evening Report

London +44 20 7090 1134 - info@freightinvestor.com | Singapore +65 6535 5189 - info@freightinvestor.asia | Shanghai +86 21 63012568

12 January 2022

TIME SPREADS FUEL

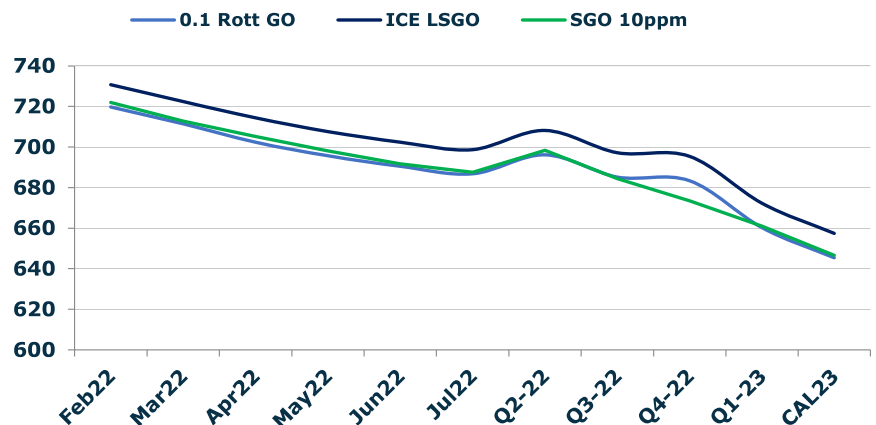
	Barges 3.5	S 380	Rott 0.5%	Sing 0.5%
Feb22/Mar22	1.50	-0.50	10.00	17.25
Mar22/Apr22	2.00	0.00	7.25	11.75
Apr22/May22	2.25	0.50	5.50	7.50
May22/Jun22	2.50	1.00	4.50	5.50
Jun22/Jul22	3.50	2.50	4.50	4.50
Q2-22/Q3-22	10.40	6.85	13.10	14.57
Q3-22/Q4-22	15.08	12.25	10.75	10.83
Q4-22/Q1-23	7.17	7.17	7.50	7.25
CAL23/CAL24	18.00	14.00	24.9	25.33

GASOIL CURVES

	Rott 0.1	SGO 10ppm	ICE GO
Feb22	719.9	722.1	730.9
Mar22	711.5	712.9	722.5
Apr22	702.5	705.2	714.5
May22	695.7	698.1	707.7
Jun22	690.5	691.8	702.5
Jul22	686.8	687.5	698.8
Q2-22	696.2	698.4	708.2
Q3-22	685.3	684.4	697.3
Q4-22	683.5	673.5	695.5
Q1-23	660.3	661.0	672.3
CAL23	645.4	646.7	657.4

EW SPREAD

	EW380	EW0.5%
Feb22	9.25	42.00
Mar22	11.25	34.75
Apr22	13.25	30.25
May22	15.00	28.25
Jun22	16.50	27.25
Jul22	17.50	27.25
Q2-22	14.95	28.55
Q3-22	18.50	27.08
Q4-22	21.33	27.00
Q1-23	21.33	27.25
CAL23	21.75	26.42



Contact US:

Luke Longhurst

Email: lukel@freightinvestor.com

Mobile: (+44) 7966 968761

Ricky Forman

Email: rickyf@freightinvestor.com

Mobile: (+44) 7868 708719

Sam Twyford

Email: samt@freightinvestor.com

Mobile: (+44) 7729 118643

Jessie Deng

Email: jessied@freightinvestor.com

Mobile: (+86) 13524516743

Jarryd Smith

Email: jarryds@freightinvestor.com

Mobile: (+65) 8798 4987

The information provided in this communication is not intended for retail clients. It is general in nature only and does not constitute advice or an offer to sell, or the solicitation of an offer to purchase any swap or other financial instruments, nor constitute any recommendation on our part. The information has been prepared without considering your investment objectives, financial situation, or knowledge and experience. This material is not a research report and is not intended as such. FIS is not responsible for any trading decisions taken based on this communication. Trading swaps and over-the-counter derivatives, exchange-traded derivatives, and options involve substantial risk and are not suitable for all investors. You are advised to perform an independent investigation to determine whether a transaction is suitable for you. No part of this material may be copied or duplicated in any form by any means or redistributed without our prior written consent. Freight Investor Services Ltd (FIS) is authorised and regulated by the Financial Conduct Authority (FRN: 211452) and is a member of the National Futures Association ("NFA"). Freight Investor Services PTE Ltd ('FIS PTE') is a private limited company, incorporated and registered in Singapore with company number 200603922G, and has subsidiary offices in India and Shanghai. Freight Investor Solutions DMCC ('FIS DMCC') is a private limited company, incorporated and registered in Dubai with company number DMCC1225. Further information about FIS including