

FIS Fuel Oil Daily Evening Report

London +44 20 7090 1134 - info@freightinvestor.com | Singapore +65 6535 5189 - info@freightinvestor.asia | Shanghai +86 21 63012568

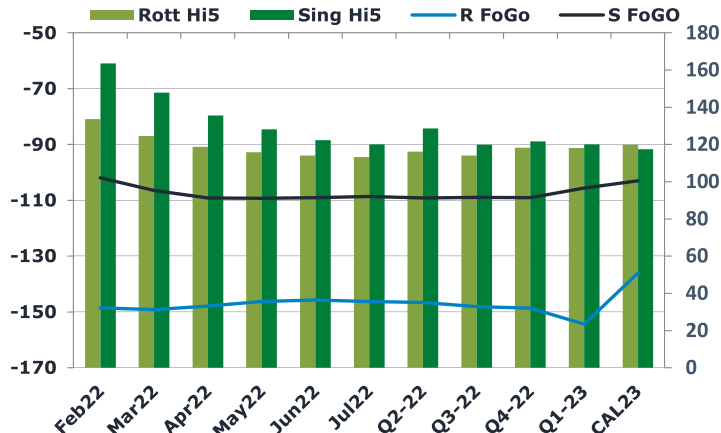
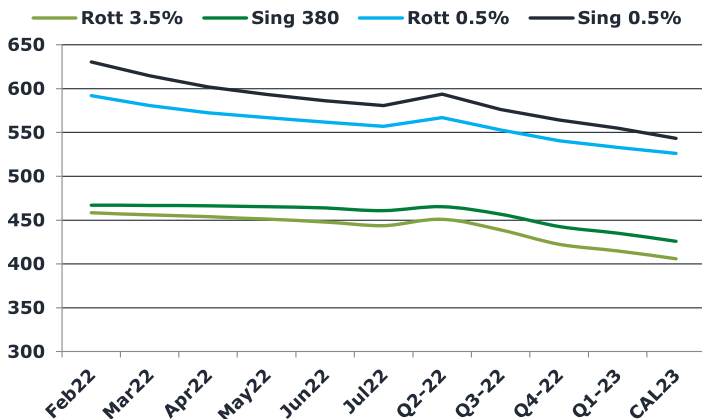
14 January 2022

Oil and Energy Market News

Brent crude oil front month futures ended the day up 0.3% on Thursday printing \$85.33 at 1645BST. Highs in the day reached \$85.75 and lows touched \$83.99.

Brent 85.33

	Barges 3.5 %	Sing 380cst	Rott 0.5%	Sing 0.5%	Sing Hi5
Feb22	458.25	467.00	591.85	630.60	164
Mar22	456.00	466.75	580.60	614.60	148
Apr22	453.75	466.25	572.60	601.85	136
May22	451.00	465.25	566.85	593.35	128
Jun22	447.75	463.75	561.85	586.10	122
Jul22	443.75	460.75	557.10	580.85	120
Q2-22	450.85	465.10	567.10	593.75	129
Q3-22	438.75	456.58	552.77	576.43	120
Q4-22	422.42	442.67	540.68	564.35	122
Q1-23	414.75	435.08	532.85	555.10	120
CAL23	405.90	425.85	525.87	543.29	117



Fuel Oil Market News

The front crack opened at -12.45 this morning with the front Barges crack ended the day printing -12.40. The Cal 22 crack was valued at -11.50.

The Singapore FOGO ended the day trading at -102.00, with the Euro Fogo printing -148.50 on both front months, respectively.

	Rott GOFO	Sing GOFO	R FoGo	S FoGO	Rott Hi5
Feb22	282.10	265.60	-148.50	-102.00	134
Mar22	273.78	254.30	-149.18	-106.45	125
Apr22	266.70	244.75	-147.85	-109.15	119
May22	262.08	237.40	-146.23	-109.30	116
Jun22	259.82	231.38	-145.72	-109.03	114
Jul22	259.61	228.71	-146.26	-108.61	113
Q2-22	262.85	237.81	-146.60	-109.16	116
Q3-22	262.12	228.73	-148.10	-108.88	114
Q4-22	266.89	230.76	-148.62	-109.07	118
Q1-23	272.47	225.55	-154.37	-105.53	118
CAL23	256.16	220.42	-136.18	-102.99	120

FIS Fuel Oil Daily Evening Report

London +44 20 7090 1134 - info@freightinvestor.com | Singapore +65 6535 5189 - info@freightinvestor.asia | Shanghai +86 21 63012568

14 January 2022

TIME SPREADS FUEL

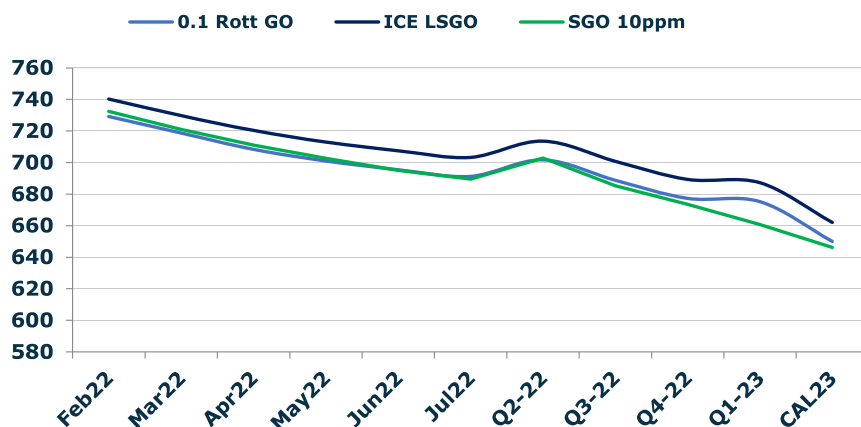
	Barges 3.5	S 380	Rott 0.5%	Sing 0.5%
Feb22/Mar22	2.25	0.25	11.25	16.00
Mar22/Apr22	2.25	0.50	8.00	12.75
Apr22/May22	2.75	1.00	5.75	8.50
May22/Jun22	3.25	1.50	5.00	7.25
Jun22/Jul22	4.00	3.00	4.75	5.25
Q2-22/Q3-22	12.10	8.52	14.33	17.32
Q3-22/Q4-22	16.33	13.92	12.08	12.08
Q4-22/Q1-23	7.67	7.58	7.83	9.25
CAL23/CAL24	19.00	15.00	30.0	22.43

GASOIL CURVES

	Rott 0.1	SGO 10ppm	ICE GO
Feb22	729.4	732.6	740.4
Mar22	718.8	721.1	729.8
Apr22	708.5	711.0	720.5
May22	701.1	702.7	713.1
Jun22	695.6	695.1	707.6
Jul22	691.4	689.5	703.4
Q2-22	701.7	702.9	713.7
Q3-22	688.9	685.3	700.9
Q4-22	677.3	673.4	689.3
Q1-23	675.2	660.6	687.2
CAL23	650.1	646.3	662.1

EW SPREAD

	EW380	EW0.5%
Feb22	8.75	38.75
Mar22	10.75	34.00
Apr22	12.50	29.25
May22	14.25	26.50
Jun22	16.00	24.25
Jul22	17.00	23.75
Q2-22	14.25	26.65
Q3-22	17.83	23.67
Q4-22	20.25	23.67
Q1-23	20.33	22.25
CAL23	22.25	17.42



Contact US:

Luke Longhurst

Email: lukel@freightinvestor.com

Mobile: (+44) 7966 968761

Ricky Forman

Email: rickyf@freightinvestor.com

Mobile: (+44) 7868 708719

Sam Twyford

Email: samt@freightinvestor.com

Mobile: (+44) 7729 118643

Jessie Deng

Email: jessied@freightinvestor.com

Mobile: (+86) 13524516743

Jarryd Smith

Email: jarryds@freightinvestor.com

Mobile: (+65) 8798 4987

The information provided in this communication is not intended for retail clients. It is general in nature only and does not constitute advice or an offer to sell, or the solicitation of an offer to purchase any swap or other financial instruments, nor constitute any recommendation on our part. The information has been prepared without considering your investment objectives, financial situation, or knowledge and experience. This material is not a research report and is not intended as such. FIS is not responsible for any trading decisions taken based on this communication. Trading swaps and over-the-counter derivatives, exchange-traded derivatives, and options involve substantial risk and are not suitable for all investors. You are advised to perform an independent investigation to determine whether a transaction is suitable for you. No part of this material may be copied or duplicated in any form by any means or redistributed without our prior written consent. Freight Investor Services Ltd (FIS) is authorised and regulated by the Financial Conduct Authority (FRN: 211452) and is a member of the National Futures Association ("NFA"). Freight Investor Services PTE Ltd ('FIS PTE') is a private limited company, incorporated and registered in Singapore with company number 200603922G, and has subsidiary offices in India and Shanghai. Freight Investor Solutions DMCC ('FIS DMCC') is a private limited company, incorporated and registered in Dubai with company number DMCC1225. Further information about FIS including