

# FIS Fuel Oil Daily Evening Report

London +44 20 7090 1134 - info@freightinvestor.com | Singapore +65 6535 5189 - info@freightinvestor.asia | Shanghai +86 21 63012568

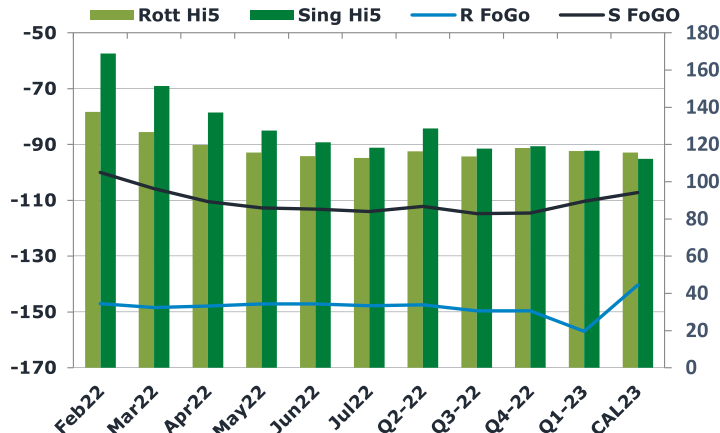
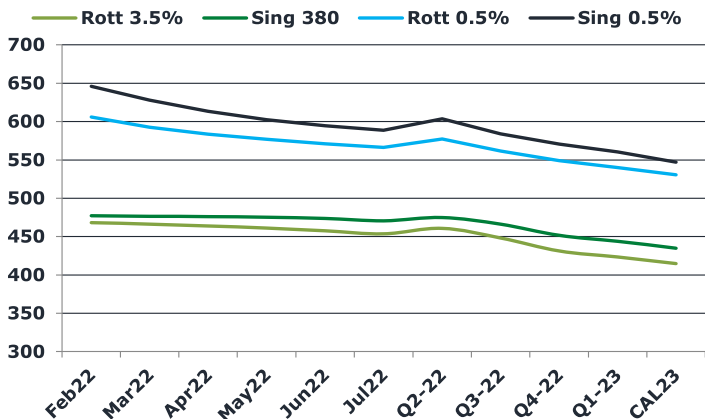
## 18 January 2022

### Oil and Energy Market News

Brent crude oil front month futures ended the day up 0.3% on Monday printing \$86.67 at 1630BST. Highs in the day reached \$88.13 and lows touched \$86.44.

### Brent 86.67

	Barges 3.5 %	Sing 380cst	Rott 0.5%	Sing 0.5%	Sing Hi5
Feb22	468.20	476.95	605.69	645.94	169
Mar22	465.95	476.45	592.69	627.94	151
Apr22	463.70	475.95	583.44	613.19	137
May22	460.95	474.95	576.69	602.44	127
Jun22	457.45	473.45	571.19	594.69	121
Jul22	453.45	470.45	566.19	588.69	118
Q2-22	460.70	474.80	577.10	603.45	129
Q3-22	448.12	466.12	561.77	583.85	118
Q4-22	431.12	451.53	549.19	570.69	119
Q1-23	423.45	443.78	539.94	560.44	117
CAL23	414.60	434.55	530.27	546.94	112



### Fuel Oil Market News

The front crack opened at -12.50 this morning with the front Barges crack ended the day printing -12.25. The Cal 22 crack was valued at -11.20.

The Singapore FOGO ended the day trading at -100, with the Euro Fogo printing -147.00 on both front months, respectively.

	Rott GOFO	Sing GOFO	R FoGo	S FoGo	Rott Hi5
Feb22	284.49	268.99	-147.00	-100.00	137
Mar22	275.13	257.27	-148.39	-105.78	127
Apr22	267.58	247.71	-147.84	-110.47	120
May22	262.88	240.14	-147.15	-112.66	116
Jun22	260.87	234.34	-147.13	-113.11	114
Jul22	260.50	232.28	-147.77	-114.04	113
Q2-22	263.80	240.77	-147.40	-112.12	116
Q3-22	263.26	232.56	-149.60	-114.83	114
Q4-22	267.64	233.71	-149.57	-114.56	118
Q1-23	273.41	226.98	-156.92	-110.33	116
CAL23	256.03	219.60	-140.36	-107.22	116

# FIS Fuel Oil Daily Evening Report

London +44 20 7090 1134 - info@freightinvestor.com | Singapore +65 6535 5189 - info@freightinvestor.asia | Shanghai +86 21 63012568

## 18 January 2022

### TIME SPREADS FUEL

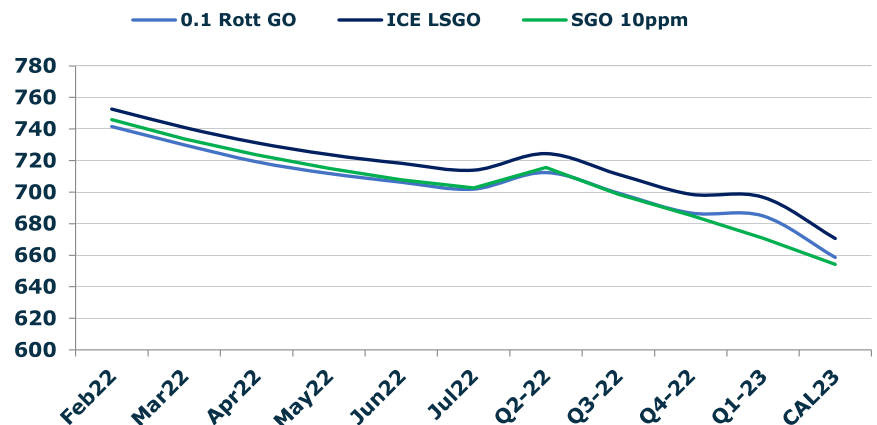
	Barges 3.5	S 380	Rott 0.5%	Sing 0.5%
Feb22/Mar22	2.25	0.50	13.00	18.00
Mar22/Apr22	2.25	0.50	9.25	14.75
Apr22/May22	2.75	1.00	6.75	10.75
May22/Jun22	3.50	1.50	5.50	7.75
Jun22/Jul22	4.00	3.00	5.00	6.00
Q2-22/Q3-22	12.58	8.68	15.33	19.60
Q3-22/Q4-22	17.00	14.58	12.58	13.17
Q4-22/Q1-23	7.67	7.75	9.25	10.25
CAL23/CAL24	2.00	17.75	8.7	20.13

### GASOIL CURVES

	Rott 0.1	SGO 10ppm	ICE GO
Feb22	741.7	745.9	752.7
Mar22	730.1	733.7	741.1
Apr22	719.3	723.7	731.3
May22	711.8	715.1	723.8
Jun22	706.3	707.8	718.3
Jul22	702.0	702.7	714.0
Q2-22	712.5	715.6	724.5
Q3-22	699.4	698.7	711.4
Q4-22	686.8	685.2	698.8
Q1-23	684.9	670.8	696.9
CAL23	658.6	654.2	670.6

### EW SPREAD

	EW380	EW0.5%
Feb22	8.75	40.25
Mar22	10.50	35.25
Apr22	12.25	29.75
May22	14.00	25.75
Jun22	16.00	23.50
Jul22	17.00	22.50
Q2-22	14.10	26.35
Q3-22	18.00	22.08
Q4-22	20.42	21.50
Q1-23	20.33	20.50
CAL23	21.25	16.67



### Contact US:

#### Luke Longhurst

Email: lukel@freightinvestor.com

Mobile: (+44) 7966 968761

#### Ricky Forman

Email: rickyf@freightinvestor.com

Mobile: (+44) 7868 708719

#### Sam Twyford

Email: samt@freightinvestor.com

Mobile: (+44) 7729 118643

#### Jessie Deng

Email: jessied@freightinvestor.com

Mobile: (+86) 13524516743

#### Jarryd Smith

Email: jarryds@freightinvestor.com

Mobile: (+65) 8798 4987

The information provided in this communication is not intended for retail clients. It is general in nature only and does not constitute advice or an offer to sell, or the solicitation of an offer to purchase any swap or other financial instruments, nor constitute any recommendation on our part. The information has been prepared without considering your investment objectives, financial situation, or knowledge and experience. This material is not a research report and is not intended as such. FIS is not responsible for any trading decisions taken based on this communication. Trading swaps and over-the-counter derivatives, exchange-traded derivatives, and options involve substantial risk and are not suitable for all investors. You are advised to perform an independent investigation to determine whether a transaction is suitable for you. No part of this material may be copied or duplicated in any form by any means or redistributed without our prior written consent. Freight Investor Services Ltd (FIS) is authorised and regulated by the Financial Conduct Authority (FRN: 211452) and is a member of the National Futures Association ("NFA"). Freight Investor Services PTE Ltd ('FIS PTE') is a private limited company, incorporated and registered in Singapore with company number 200603922G, and has subsidiary offices in India and Shanghai. Freight Investor Solutions DMCC ('FIS DMCC') is a private limited company, incorporated and registered in Dubai with company number DMCC1225. Further information about FIS including