

FIS Fuel Oil Daily Evening Report

London +44 20 7090 1134 - info@freightinvestor.com | Singapore +65 6535 5189 - info@freightinvestor.asia | Shanghai +86 21 63012568

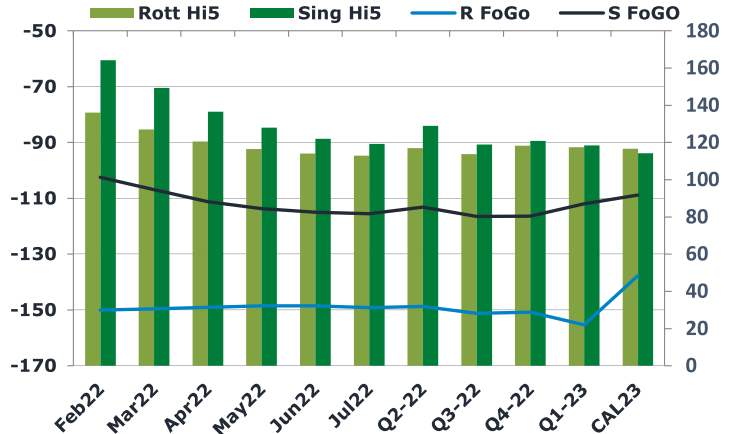
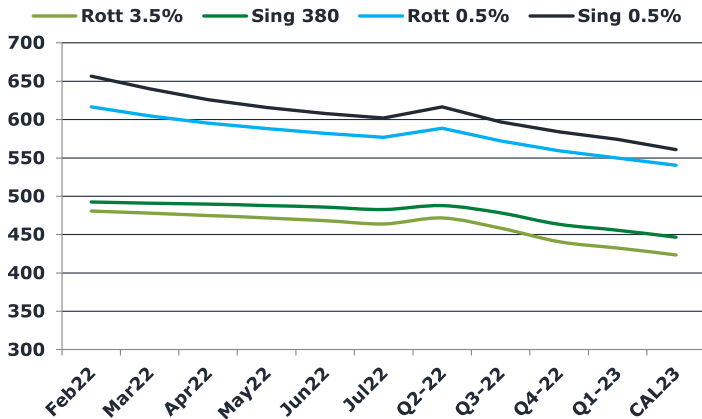
19 January 2022

Oil and Energy Market News

Brent crude oil front month futures ended the day up 1.4% printing \$88.79 at 1630BST. Highs in the day reached \$89.05 and lows touched \$87.62.

Brent 88.79

	Barges 3.5 %	Sing 380cst	Rott 0.5%	Sing 0.5%	Sing Hi5
Feb22	480.55	492.30	616.59	656.59	164
Mar22	477.80	490.80	604.84	640.09	149
Apr22	474.80	489.55	595.34	626.09	137
May22	471.55	487.80	588.09	615.84	128
Jun22	468.05	485.80	582.09	607.84	122
Jul22	463.80	482.55	576.84	601.84	119
Q2-22	471.45	487.70	588.50	616.60	129
Q3-22	458.30	478.13	572.00	597.00	119
Q4-22	440.72	463.22	559.09	584.09	121
Q1-23	432.30	455.63	549.84	574.09	118
CAL23	423.45	446.40	540.17	560.59	114



Fuel Oil Market News

The front crack opened at -12.30 this morning with the front Barges crack ended the day printing -12.20. The Cal 22 crack was valued at -11.20.

The Singapore FOGO ended the day trading at -102.5, with the Euro Fogo printing -150.00 on both front months, respectively.

	Rott GOFO	Sing GOFO	R FoGo	S FoGo	Rott Hi5
Feb22	286.04	266.79	-150.00	-102.50	136
Mar22	276.68	256.14	-149.64	-106.86	127
Apr22	269.55	247.71	-149.02	-111.17	121
May22	265.03	241.71	-148.50	-113.67	117
Jun22	262.58	237.01	-148.54	-114.97	114
Jul22	262.20	234.74	-149.16	-115.46	113
Q2-22	265.75	242.03	-148.70	-113.13	117
Q3-22	264.95	235.43	-151.24	-116.56	114
Q4-22	269.19	237.26	-150.82	-116.39	118
Q1-23	272.88	230.37	-155.35	-111.92	118
CAL23	254.46	222.99	-137.73	-108.80	117

FIS Fuel Oil Daily Evening Report

London +44 20 7090 1134 - info@freightinvestor.com | Singapore +65 6535 5189 - info@freightinvestor.asia | Shanghai +86 21 63012568

19 January 2022

TIME SPREADS FUEL

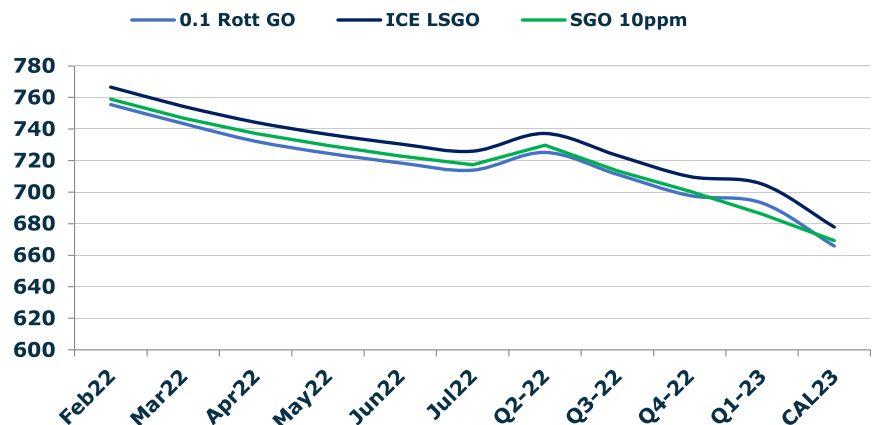
	Barges 3.5	S 380	Rott 0.5%	Sing 0.5%
Feb22/Mar22	2.75	1.50	11.75	16.50
Mar22/Apr22	3.00	1.25	9.50	14.00
Apr22/May22	3.25	1.75	7.25	10.25
May22/Jun22	3.50	2.00	6.00	8.00
Jun22/Jul22	4.25	3.25	5.25	6.00
Q2-22/Q3-22	13.15	9.57	16.50	19.60
Q3-22/Q4-22	17.58	14.92	12.92	12.92
Q4-22/Q1-23	8.42	7.58	9.25	10.00
CAL23/CAL24	23.00	21.50	30.7	25.68

GASOIL CURVES

	Rott 0.1	SGO 10ppm	ICE GO
Feb22	755.6	759.1	766.6
Mar22	743.5	746.9	754.5
Apr22	732.4	737.3	744.4
May22	724.6	729.5	736.6
Jun22	718.6	722.8	730.6
Jul22	714.0	717.3	726.0
Q2-22	725.2	729.7	737.2
Q3-22	711.2	713.6	723.2
Q4-22	697.9	700.5	709.9
Q1-23	693.2	686.0	705.2
CAL23	665.9	669.4	677.9

EW SPREAD

	EW380	EW0.5%
Feb22	11.75	40.00
Mar22	13.00	35.25
Apr22	14.75	30.75
May22	16.25	27.75
Jun22	17.75	25.75
Jul22	18.75	25.00
Q2-22	16.25	28.10
Q3-22	19.83	25.00
Q4-22	22.50	25.00
Q1-23	23.33	24.25
CAL23	21.25	20.42



Contact US:

Luke Longhurst

Email: lukel@freightinvestor.com

Mobile: (+44) 7966 968761

Ricky Forman

Email: rickyf@freightinvestor.com

Mobile: (+44) 7868 708719

Sam Twyford

Email: samt@freightinvestor.com

Mobile: (+44) 7729 118643

Jessie Deng

Email: jessied@freightinvestor.com

Mobile: (+86) 13524516743

Jarryd Smith

Email: jarryds@freightinvestor.com

Mobile: (+65) 8798 4987

The information provided in this communication is not intended for retail clients. It is general in nature only and does not constitute advice or an offer to sell, or the solicitation of an offer to purchase any swap or other financial instruments, nor constitute any recommendation on our part. The information has been prepared without considering your investment objectives, financial situation, or knowledge and experience. This material is not a research report and is not intended as such. FIS is not responsible for any trading decisions taken based on this communication. Trading swaps and over-the-counter derivatives, exchange-traded derivatives, and options involve substantial risk and are not suitable for all investors. You are advised to perform an independent investigation to determine whether a transaction is suitable for you. No part of this material may be copied or duplicated in any form by any means or redistributed without our prior written consent. Freight Investor Services Ltd (FIS) is authorised and regulated by the Financial Conduct Authority (FRN: 211452) and is a member of the National Futures Association ("NFA"). Freight Investor Services PTE Ltd ('FIS PTE') is a private limited company, incorporated and registered in Singapore with company number 200603922G, and has subsidiary offices in India and Shanghai. Freight Investor Solutions DMCC ('FIS DMCC') is a private limited company, incorporated and registered in Dubai with company number DMCC1225. Further information about FIS including