

FIS Fuel Oil Daily Evening Report

London +44 20 7090 1134 - info@freightinvestor.com | Singapore +65 6535 5189 - info@freightinvestor.asia | Shanghai +86 21 63012568

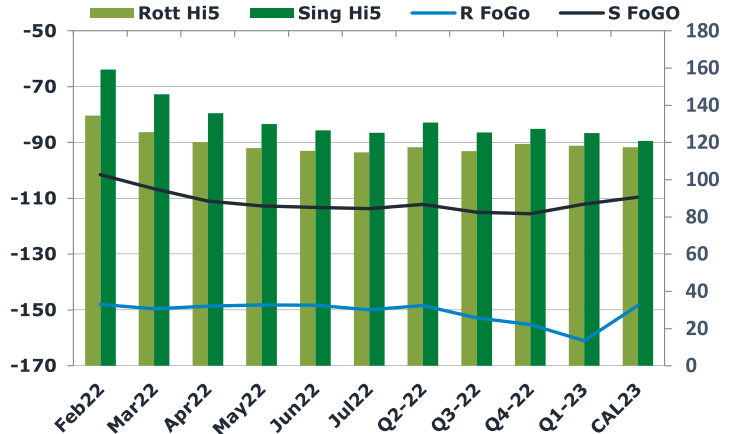
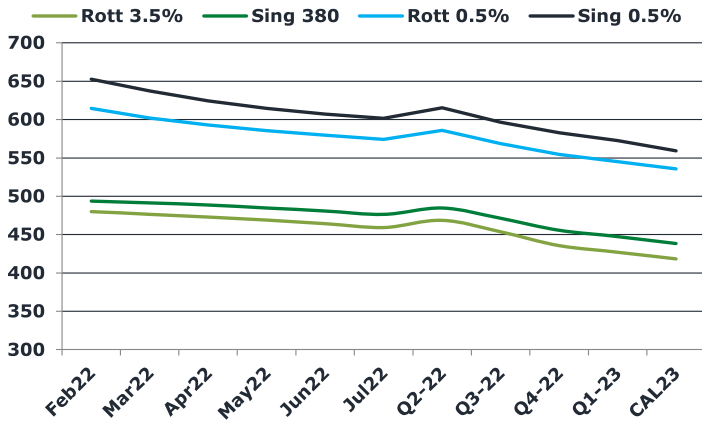
21 January 2022

Oil and Energy Market News

Brent crude oil front month futures ended the day up 1.4% printing \$88.10 at 1630BST. Highs in the day reached \$88.23 and lows touched \$85.71.

Brent 88.10

	Barges 3.5 %	Sing 380cst	Rott 0.5%	Sing 0.5%	Sing Hi5
Feb22	479.95	493.45	614.45	652.70	159
Mar22	476.45	491.20	601.95	637.20	146
Apr22	472.70	488.45	592.95	624.20	136
May22	468.70	484.70	585.70	614.70	130
Jun22	464.20	480.70	579.70	607.20	127
Jul22	459.20	476.20	573.95	601.45	125
Q2-22	468.55	484.60	586.10	615.35	131
Q3-22	453.45	471.12	568.78	596.53	125
Q4-22	435.45	455.45	554.70	582.78	127
Q1-23	426.95	447.28	545.20	572.45	125
CAL23	418.10	438.05	535.53	558.95	121



Fuel Oil Market News

The front crack opened at -11.80 this morning with the front Barges crack ended the day printing -11.65. The Cal 22 crack was valued at -11.20.

The Singapore FOGO ended the day trading at -101.5, with the Euro Fogo printing -148.00 on both front months, respectively.

	Rott GOFO	Sing GOFO	R FoGo	S FoGo	Rott Hi5
Feb22	282.50	260.75	-148.00	-101.50	135
Mar22	275.05	252.57	-149.55	-106.57	126
Apr22	268.90	246.68	-148.65	-110.93	120
May22	265.13	242.68	-148.13	-112.68	117
Jun22	263.83	239.75	-148.33	-113.25	116
Jul22	264.62	238.89	-149.87	-113.64	115
Q2-22	265.95	242.89	-148.40	-112.14	118
Q3-22	268.11	240.39	-152.78	-114.98	115
Q4-22	274.46	242.92	-155.21	-115.59	119
Q1-23	279.32	237.26	-161.07	-112.09	118
CAL23	265.89	230.43	-148.45	-109.54	117

FIS Fuel Oil Daily Evening Report

London +44 20 7090 1134 - info@freightinvestor.com | Singapore +65 6535 5189 - info@freightinvestor.asia | Shanghai +86 21 63012568

21 January 2022

TIME SPREADS FUEL

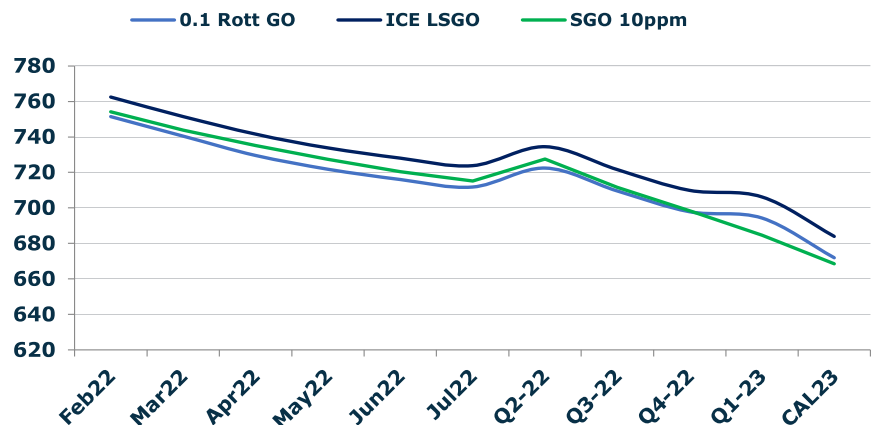
	Barges 3.5	S 380	Rott 0.5%	Sing 0.5%
Feb22/Mar22	3.50	2.25	12.50	15.50
Mar22/Apr22	3.75	2.75	9.00	13.00
Apr22/May22	4.00	3.75	7.25	9.50
May22/Jun22	4.50	4.00	6.00	7.50
Jun22/Jul22	5.00	4.50	5.75	5.75
Q2-22/Q3-22	15.10	13.48	17.32	18.82
Q3-22/Q4-22	18.00	15.67	14.08	13.75
Q4-22/Q1-23	8.50	8.17	9.50	10.33
CAL23/CAL24	23.00	21.50	31.4	32.40

GASOIL CURVES

	Rott 0.1	SGO 10ppm	ICE GO
Feb22	751.5	754.2	762.5
Mar22	740.5	743.8	751.5
Apr22	729.6	735.1	741.6
May22	721.8	727.4	733.8
Jun22	716.0	720.5	728.0
Jul22	711.8	715.1	723.8
Q2-22	722.5	727.5	734.5
Q3-22	709.6	711.5	721.6
Q4-22	697.9	698.4	709.9
Q1-23	694.3	684.5	706.3
CAL23	672.0	668.5	684.0

EW SPREAD

	EW380	EW0.5%
Feb22	13.50	38.25
Mar22	14.75	35.25
Apr22	15.75	31.25
May22	16.00	29.00
Jun22	16.50	27.50
Jul22	17.00	27.50
Q2-22	16.05	29.25
Q3-22	17.67	27.75
Q4-22	20.00	28.08
Q1-23	20.33	27.25
CAL23	22.00	23.42



Contact US:

Luke Longhurst

Email: lukel@freightinvestor.com

Mobile: (+44) 7966 968761

Ricky Forman

Email: rickyf@freightinvestor.com

Mobile: (+44) 7868 708719

Sam Twyford

Email: samt@freightinvestor.com

Mobile: (+44) 7729 118643

Jessie Deng

Email: jessied@freightinvestor.com

Mobile: (+86) 13524516743

Jarryd Smith

Email: jarryds@freightinvestor.com

Mobile: (+65) 8798 4987

The information provided in this communication is not intended for retail clients. It is general in nature only and does not constitute advice or an offer to sell, or the solicitation of an offer to purchase any swap or other financial instruments, nor constitute any recommendation on our part. The information has been prepared without considering your investment objectives, financial situation, or knowledge and experience. This material is not a research report and is not intended as such. FIS is not responsible for any trading decisions taken based on this communication. Trading swaps and over-the-counter derivatives, exchange-traded derivatives, and options involve substantial risk and are not suitable for all investors. You are advised to perform an independent investigation to determine whether a transaction is suitable for you. No part of this material may be copied or duplicated in any form by any means or redistributed without our prior written consent. Freight Investor Services Ltd (FIS) is authorised and regulated by the Financial Conduct Authority (FRN: 211452) and is a member of the National Futures Association ("NFA"). Freight Investor Services PTE Ltd ('FIS PTE') is a private limited company, incorporated and registered in Singapore with company number 200603922G, and has subsidiary offices in India and Shanghai. Freight Investor Solutions DMCC ('FIS DMCC') is a private limited company, incorporated and registered in Dubai with company number DMCC1225. Further information about FIS including