

FIS Fuel Oil Daily Evening Report

London +44 20 7090 1134 - info@freightinvestor.com | Singapore +65 6535 5189 - info@freightinvestor.asia | Shanghai +86 21 63012568

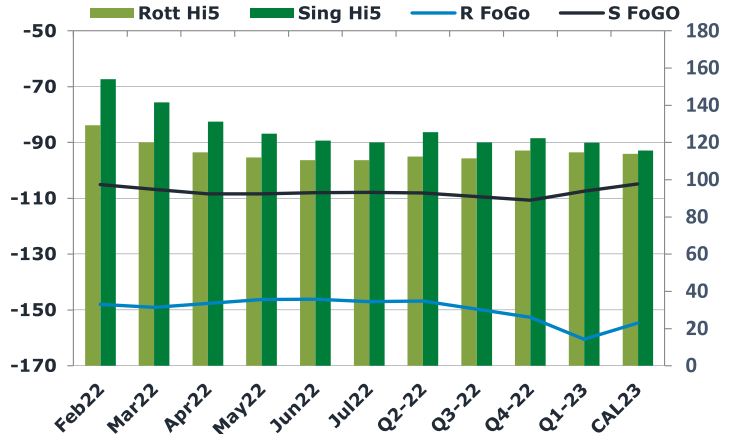
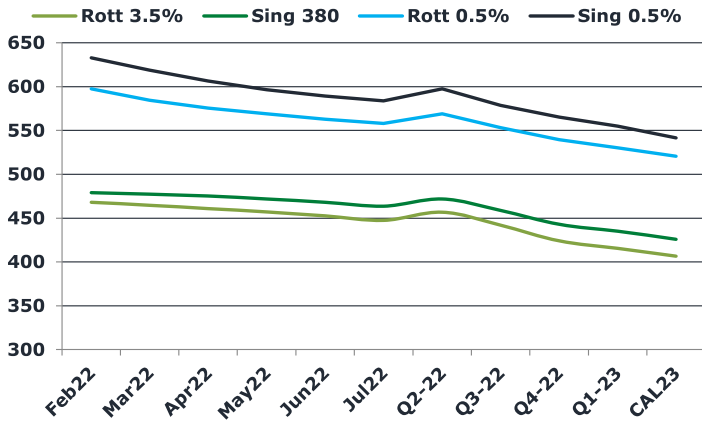
24 January 2022

Oil and Energy Market News

Brent crude oil front month futures ended the day down 2.75% printing \$85.76 at 1630BST. Highs in the day reached \$88.90 and lows touched \$85.41.

Brent 85.76

	Barges 3.5 %	Sing 380cst	Rott 0.5%	Sing 0.5%	Sing Hi5
Feb22	468.15	478.90	597.43	632.93	154
Mar22	464.65	477.15	584.68	618.68	142
Apr22	460.90	475.15	575.68	606.43	131
May22	456.90	471.90	568.93	596.68	125
Jun22	452.40	468.15	562.93	589.18	121
Jul22	447.40	463.65	557.93	583.68	120
Q2-22	456.75	471.75	569.15	597.40	126
Q3-22	441.73	458.65	553.18	578.76	120
Q4-22	423.90	442.90	539.68	565.18	122
Q1-23	415.40	434.98	530.18	554.93	120
CAL23	406.55	425.75	520.51	541.43	116



Fuel Oil Market News

The front crack opened at -11.65 this morning with the front Barges crack ended the day printing -11.15. The Cal 22 crack was valued at -11.80.

The Singapore FOGO ended the day trading at -105.00, with the Euro Fogo printing -148.00 on both front months, respectively.

	Rott GOFO	Sing GOFO	R FoGo	S FoGO	Rott Hi5
Feb22	277.28	259.03	-148.00	-105.00	129
Mar22	269.08	248.26	-149.05	-106.73	120
Apr22	262.44	239.68	-147.67	-108.41	115
May22	258.31	233.17	-146.28	-108.40	112
Jun22	256.73	228.95	-146.20	-107.92	111
Jul22	257.50	227.86	-146.97	-107.84	111
Q2-22	259.15	233.77	-146.75	-108.12	112
Q3-22	261.19	229.46	-149.75	-109.35	111
Q4-22	268.40	233.02	-152.62	-110.74	116
Q1-23	275.30	227.40	-160.53	-107.46	115
CAL23	268.58	220.57	-154.62	-104.90	114

FIS Fuel Oil Daily Evening Report

London +44 20 7090 1134 - info@freightinvestor.com | Singapore +65 6535 5189 - info@freightinvestor.asia | Shanghai +86 21 63012568

24 January 2022

TIME SPREADS FUEL

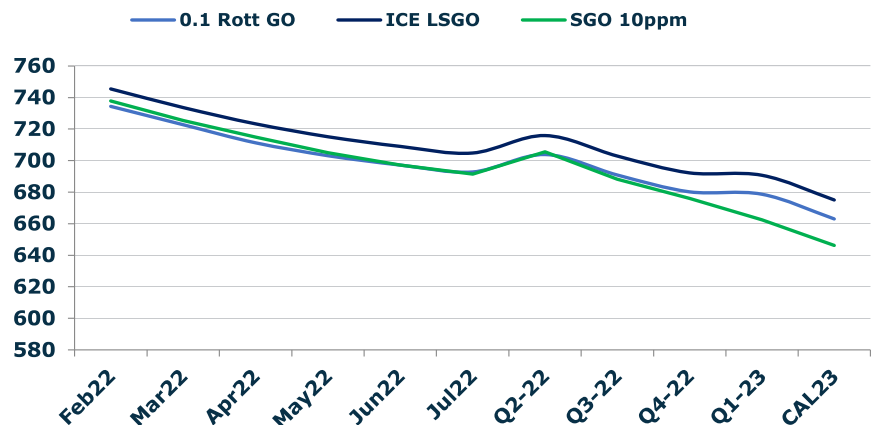
	Barges 3.5	S 380	Rott 0.5%	Sing 0.5%
Feb22/Mar22	3.50	1.75	12.75	14.25
Mar22/Apr22	3.75	2.00	9.00	12.25
Apr22/May22	4.00	3.25	6.75	9.75
May22/Jun22	4.50	3.75	6.00	7.50
Jun22/Jul22	5.00	4.50	5.00	5.50
Q2-22/Q3-22	15.02	13.10	15.98	18.64
Q3-22/Q4-22	17.83	15.75	13.50	13.58
Q4-22/Q1-23	8.50	7.92	9.50	10.25
CAL23/CAL24	21.75	20.00	26.7	25.67

GASOIL CURVES

	Rott 0.1	SGO 10ppm	ICE GO
Feb22	734.4	737.9	745.4
Mar22	722.7	725.4	733.7
Apr22	711.3	714.8	723.3
May22	703.2	705.1	715.2
Jun22	697.1	697.1	709.1
Jul22	692.9	691.5	704.9
Q2-22	703.9	705.5	715.9
Q3-22	690.9	688.1	702.9
Q4-22	680.3	675.9	692.3
Q1-23	678.7	662.4	690.7
CAL23	663.1	646.3	675.1

EW SPREAD

	EW380	EW0.5%
Feb22	10.75	35.50
Mar22	12.50	34.00
Apr22	14.25	30.75
May22	15.00	27.75
Jun22	15.75	26.25
Jul22	16.25	25.75
Q2-22	15.00	28.25
Q3-22	16.92	25.58
Q4-22	19.00	25.50
Q1-23	19.58	24.75
CAL23	22.00	20.92



Contact US:

Luke Longhurst

Email: lukel@freightinvestor.com

Mobile: (+44) 7966 968761

Ricky Forman

Email: rickyf@freightinvestor.com

Mobile: (+44) 7868 708719

Sam Twyford

Email: samt@freightinvestor.com

Mobile: (+44) 7729 118643

Jessie Deng

Email: jessied@freightinvestor.com

Mobile: (+86) 13524516743

Jarryd Smith

Email: jarryds@freightinvestor.com

Mobile: (+65) 8798 4987

The information provided in this communication is not intended for retail clients. It is general in nature only and does not constitute advice or an offer to sell, or the solicitation of an offer to purchase any swap or other financial instruments, nor constitute any recommendation on our part. The information has been prepared without considering your investment objectives, financial situation, or knowledge and experience. This material is not a research report and is not intended as such. FIS is not responsible for any trading decisions taken based on this communication. Trading swaps and over-the-counter derivatives, exchange-traded derivatives, and options involve substantial risk and are not suitable for all investors. You are advised to perform an independent investigation to determine whether a transaction is suitable for you. No part of this material may be copied or duplicated in any form by any means or redistributed without our prior written consent. Freight Investor Services Ltd (FIS) is authorised and regulated by the Financial Conduct Authority (FRN: 211452) and is a member of the National Futures Association ("NFA"). Freight Investor Services PTE Ltd ('FIS PTE') is a private limited company, incorporated and registered in Singapore with company number 200603922G, and has subsidiary offices in India and Shanghai. Freight Investor Solutions DMCC ('FIS DMCC') is a private limited company, incorporated and registered in Dubai with company number DMCC1225. Further information about FIS including