



Fuel Oil Daily Evening Report

London +44 20 7090 1134 - info@freightinvestor.com | Singapore +65 6535 5189 - info@freightinvestor.asia | Shanghai +86 21 63012568

27 January 2022

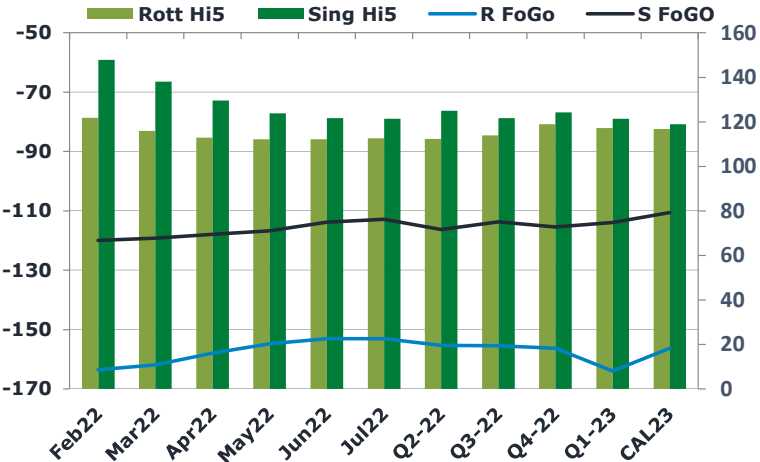
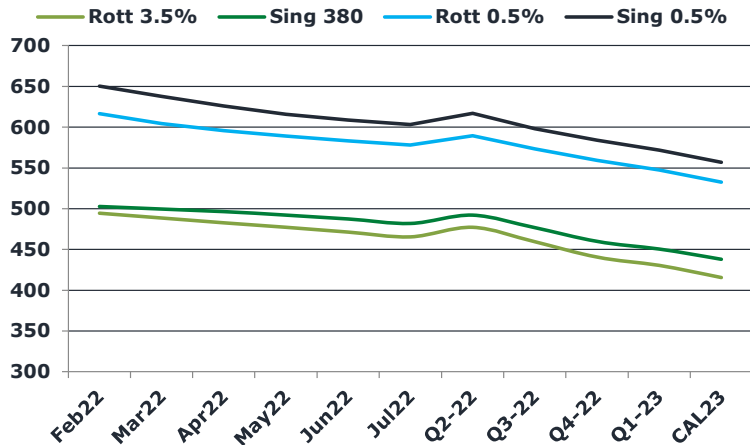
Oil and Energy Market News

Brent crude oil front month futures ended the day up 1.6% printing \$89.87 at 1630BST. Highs in the day reached \$91.04 and lows touched \$89.00.

Brent

89.79

	Barges 3.5 %	Sing 380cst	Rott 0.5%	Sing 0.5%	Sing Hi5
Feb22	494.45	502.45	616.35	650.35	148
Mar22	488.45	499.45	604.35	637.60	138
Apr22	482.70	496.20	595.60	625.85	130
May22	476.95	491.95	589.10	615.85	124
Jun22	471.20	487.20	583.35	608.85	122
Jul22	465.45	481.95	578.10	603.35	121
Q2-22	476.95	491.80	589.35	616.85	125
Q3-22	459.28	476.53	573.18	598.18	122
Q4-22	440.37	459.62	559.35	583.85	124
Q1-23	430.20	450.45	547.43	571.85	121
CAL23	415.60	437.87	532.39	556.89	119



Fuel Oil Market News

The front crack opened at -10.5 this morning with the front Barges crack ended the day printing -10.75. The Cal 22 crack was valued at -11.80.

The Singapore FOGO ended the day trading at -120.00, with the Euro Fogo printing -163.50 on both front months, respectively.

	Rott GOFO	Sing GOFO	R FoGo	S FoGo	Rott Hi5
Feb22	285.40	267.90	-163.50	-120.00	122
Mar22	277.74	257.34	-161.84	-119.19	116
Apr22	270.83	247.55	-157.93	-117.90	113
May22	266.93	240.63	-154.78	-116.73	112
Jun22	265.22	235.47	-153.07	-113.82	112
Jul22	265.72	234.16	-153.07	-112.76	113
Q2-22	267.65	241.28	-155.25	-116.23	112
Q3-22	269.34	235.33	-155.44	-113.68	114
Q4-22	275.21	239.59	-156.22	-115.35	119
Q1-23	281.24	235.32	-164.00	-113.92	117
CAL23	273.07	229.62	-156.27	-110.59	117



Fuel Oil Daily Evening Report

London +44 20 7090 1134 - info@freightinvestor.com | Singapore +65 6535 5189 - info@freightinvestor.asia | Shanghai +86 21 63012568

27 January 2022

TIME SPREADS FUEL

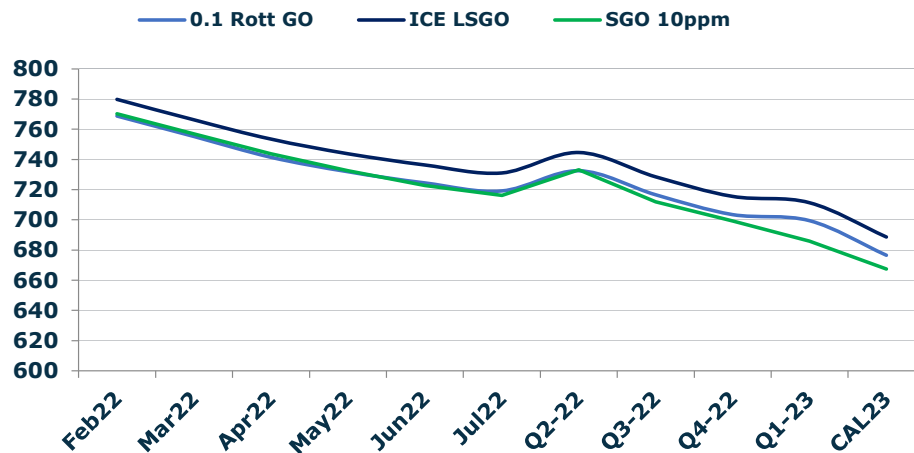
	Barges 3.5	S 380	Rott 0.5%	Sing 0.5%
Feb22/Mar22	6.00	3.00	12.00	12.75
Mar22/Apr22	5.75	3.25	8.75	11.75
Apr22/May22	5.75	4.25	6.50	10.00
May22/Jun22	5.75	4.75	5.75	7.00
Jun22/Jul22	5.75	5.25	5.25	5.50
Q2-22/Q3-22	17.67	15.27	16.17	18.67
Q3-22/Q4-22	18.92	16.92	13.83	14.33
Q4-22/Q1-23	10.17	9.17	11.92	12.00
CAL23/CAL24	25.25	23.00	33.0	32.03

GASOIL CURVES

	Rott 0.1	SGO 10ppm	ICE GO
Feb22	768.9	770.4	779.9
Mar22	755.2	756.8	766.2
Apr22	741.5	743.8	753.5
May22	731.9	732.6	743.9
Jun22	724.4	722.7	736.4
Jul22	719.2	716.1	731.2
Q2-22	732.6	733.1	744.6
Q3-22	716.6	711.9	728.6
Q4-22	703.6	699.2	715.6
Q1-23	699.4	685.8	711.4
CAL23	676.7	667.5	688.7

EW SPREAD

	EW380	EW0.5%
Feb22	8.00	34.00
Mar22	11.00	33.25
Apr22	13.50	30.25
May22	15.00	26.75
Jun22	16.00	25.50
Jul22	16.50	25.25
Q2-22	14.85	27.50
Q3-22	17.25	25.00
Q4-22	19.25	24.50
Q1-23	20.25	24.42
CAL23	21.50	24.50



Contact US:

Luke Longhurst

Email: lukel@freightinvestor.com

Mobile: (+44) 7966 968761

Ricky Forman

Email: rickyf@freightinvestor.com

Mobile: (+44) 7868 708719

Sam Twyford

Email: samt@freightinvestor.com

Mobile: (+44) 7729 118643

Jessie Deng

Email: jessied@freightinvestor.com

Mobile: (+86) 13524516743

Jarryd Smith

Email: jarryds@freightinvestor.com

Mobile: (+65) 8798 4987

The information provided in this communication is not intended for retail clients. It is general in nature only and does not constitute advice or an offer to sell, or the solicitation of an offer to purchase any swap or other financial instruments, nor constitute any recommendation on our part. The information has been prepared without considering your investment objectives, financial situation, or knowledge and experience. This material is not a research report and is not intended as such. FIS is not responsible for any trading decisions taken based on this communication. Trading swaps and over-the-counter derivatives, exchange-traded derivatives, and options involve substantial risk and are not suitable for all investors. You are advised to perform an independent investigation to determine whether a transaction is suitable for you. No part of this material may be copied or duplicated in any form by any means or redistributed without our prior written consent. Freight Investor Services Ltd (FIS) is authorised and regulated by the Financial Conduct Authority (FRN: 211452) and is a member of the National Futures Association ("NFA"). Freight Investor Services PTE Ltd ('FIS PTE') is a private limited company, incorporated and registered in Singapore with company number 200603922G, and has subsidiary offices in India and Shanghai. Freight Investor Solutions DMCC ('FIS DMCC') is a private limited company, incorporated and registered in Dubai with company number DMCC1225. Further information about FIS including