

FIS Fuel Oil Daily Evening Report

London +44 20 7090 1134 - info@freightinvestor.com | Singapore +65 6535 5189 - info@freightinvestor.asia | Shanghai +86 21 63012568

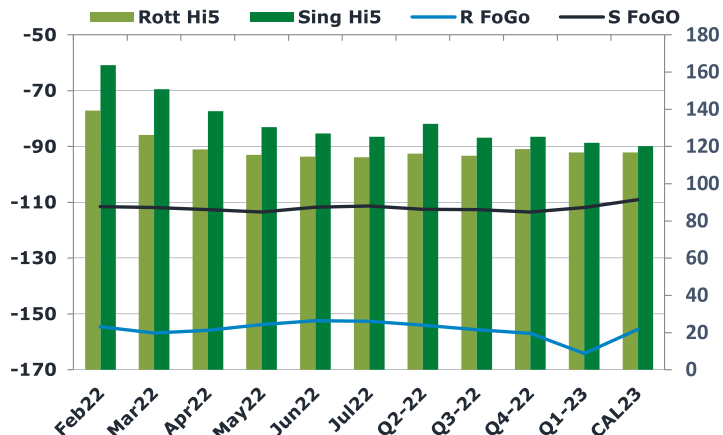
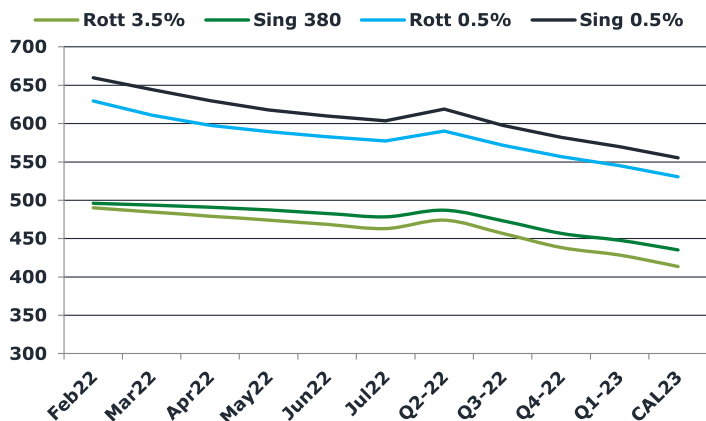
31 January 2022

Oil and Energy Market News

Brent crude oil front month futures ended the day up 1.6% printing \$91.18 at 1630BST. Highs in the day reached \$91.48 and lows touched \$90.61.

Brent 91.18

	Barges 3.5 %	Sing 380cst	Rott 0.5%	Sing 0.5%	Sing Hi5
Feb22	489.95	495.95	629.20	659.70	164
Mar22	484.70	493.45	610.95	644.20	151
Apr22	479.20	490.70	597.70	629.70	139
May22	473.95	487.20	589.45	617.70	131
Jun22	468.45	482.70	582.95	609.70	127
Jul22	462.95	478.20	577.20	603.45	125
Q2-22	473.85	486.85	590.05	619.05	132
Q3-22	456.78	473.03	571.78	597.78	125
Q4-22	438.20	456.70	556.78	582.03	125
Q1-23	428.20	447.70	545.03	569.70	122
CAL23	413.49	434.95	530.39	555.12	120



Fuel Oil Market News

The front crack opened at -11.45 this morning with the front Barges crack ended the day printing -11.70. The Cal 22 crack was valued at -11.80.

The Singapore FOGO ended the day trading at -111.50, with the Euro Fogo printing -154.50 on both front months, respectively.

	Rott GOFO	Sing GOFO	R FoGo	S FoGo	Rott Hi5
Feb22	293.75	275.25	-154.50	-111.50	139
Mar22	283.10	262.63	-156.85	-111.88	126
Apr22	274.38	251.59	-155.88	-112.59	119
May22	269.34	243.92	-153.84	-113.42	116
Jun22	266.98	238.73	-152.48	-111.73	115
Jul22	266.86	236.53	-152.61	-111.28	114
Q2-22	270.25	244.74	-154.05	-112.54	116
Q3-22	270.59	237.40	-155.59	-112.65	115
Q4-22	275.48	238.88	-156.90	-113.55	119
Q1-23	281.02	233.88	-164.19	-111.88	117
CAL23	272.45	229.20	-155.55	-109.03	117

FIS Fuel Oil Daily Evening Report

London +44 20 7090 1134 - info@freightinvestor.com | Singapore +65 6535 5189 - info@freightinvestor.asia | Shanghai +86 21 63012568

31 January 2022

TIME SPREADS FUEL

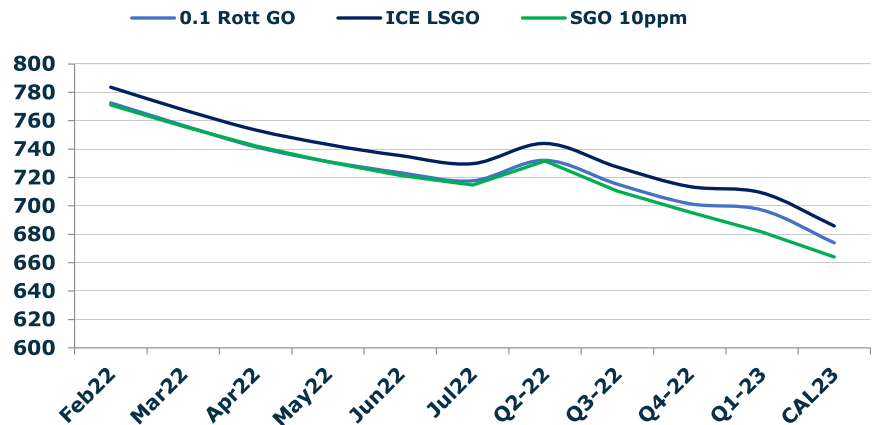
	Barges 3.5	S 380	Rott 0.5%	Sing 0.5%
Feb22/Mar22	5.25	2.50	18.25	15.50
Mar22/Apr22	5.50	2.75	13.25	14.50
Apr22/May22	5.25	3.50	8.25	12.00
May22/Jun22	5.50	4.50	6.50	8.00
Jun22/Jul22	5.50	4.50	5.75	6.25
Q2-22/Q3-22	17.07	13.82	18.27	21.27
Q3-22/Q4-22	18.58	16.33	15.00	15.75
Q4-22/Q1-23	10.00	9.00	11.75	12.33
CAL23/CAL24	25.25	23.00	27.1	24.17

GASOIL CURVES

	Rott 0.1	SGO 10ppm	ICE GO
Feb22	772.7	771.2	783.7
Mar22	756.8	756.1	767.8
Apr22	741.6	742.3	753.6
May22	731.3	731.1	743.3
Jun22	723.4	721.4	735.4
Jul22	717.8	714.7	729.8
Q2-22	732.1	731.6	744.1
Q3-22	715.4	710.4	727.4
Q4-22	701.7	695.6	713.7
Q1-23	697.2	681.6	709.2
CAL23	673.9	664.1	685.9

EW SPREAD

	EW380	EW0.5%
Feb22	6.00	30.50
Mar22	8.75	33.25
Apr22	11.50	32.00
May22	13.25	28.25
Jun22	14.25	26.75
Jul22	15.25	26.25
Q2-22	13.00	29.00
Q3-22	16.25	26.00
Q4-22	18.50	25.25
Q1-23	19.50	24.67
CAL23	21.50	24.73



Contact US:

Luke Longhurst

Email: lukel@freightinvestor.com

Mobile: (+44) 7966 968761

Ricky Forman

Email: rickyf@freightinvestor.com

Mobile: (+44) 7868 708719

Sam Twyford

Email: samt@freightinvestor.com

Mobile: (+44) 7729 118643

Jessie Deng

Email: jessied@freightinvestor.com

Mobile: (+86) 13524516743

Jarryd Smith

Email: jarryds@freightinvestor.com

Mobile: (+65) 8798 4987

The information provided in this communication is not intended for retail clients. It is general in nature only and does not constitute advice or an offer to sell, or the solicitation of an offer to purchase any swap or other financial instruments, nor constitute any recommendation on our part. The information has been prepared without considering your investment objectives, financial situation, or knowledge and experience. This material is not a research report and is not intended as such. FIS is not responsible for any trading decisions taken based on this communication. Trading swaps and over-the-counter derivatives, exchange-traded derivatives, and options involve substantial risk and are not suitable for all investors. You are advised to perform an independent investigation to determine whether a transaction is suitable for you. No part of this material may be copied or duplicated in any form by any means or redistributed without our prior written consent. Freight Investor Services Ltd (FIS) is authorised and regulated by the Financial Conduct Authority (FRN: 211452) and is a member of the National Futures Association ("NFA"). Freight Investor Services PTE Ltd ('FIS PTE') is a private limited company, incorporated and registered in Singapore with company number 200603922G, and has subsidiary offices in India and Shanghai. Freight Investor Solutions DMCC ('FIS DMCC') is a private limited company, incorporated and registered in Dubai with company number DMCC1225. Further information about FIS including