

# FIS Fuel Oil Daily Evening Report

London +44 20 7090 1134 - info@freightinvestor.com | Singapore +65 6535 5189 - info@freightinvestor.asia | Shanghai +86 21 63012568

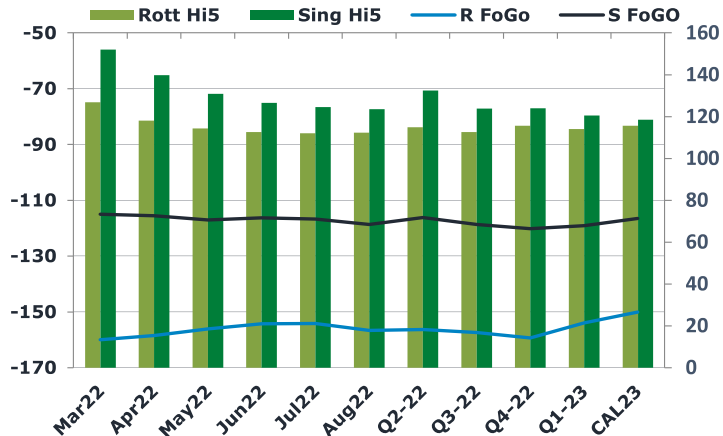
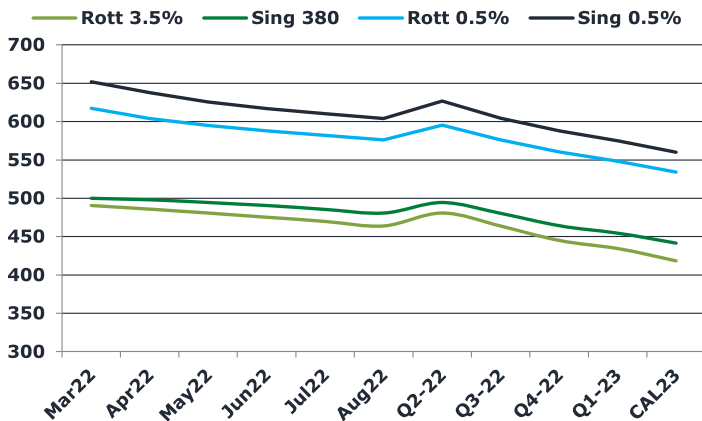
## 01 February 2022

### Oil and Energy Market News

Brent crude oil front month futures ended the day up 0.6% printing \$89.76 at 1630BST. Highs in the day reached \$89.96 and lows touched \$87.72.

### Brent 89.76

	Barges 3.5 %	Sing 380cst	Rott 0.5%	Sing 0.5%	Sing Hi5
Mar22	490.25	499.75	617.10	651.85	152
Apr22	485.75	497.75	603.85	637.60	140
May22	480.50	494.50	594.85	625.35	131
Jun22	475.25	490.25	587.85	616.85	127
Jul22	469.75	485.50	581.85	610.10	125
Aug22	463.75	480.50	576.10	604.10	124
Q2-22	480.50	494.15	595.50	626.60	132
Q3-22	463.58	480.33	576.19	604.19	124
Q4-22	444.75	463.92	560.35	587.85	124
Q1-23	434.25	454.33	548.35	574.85	121
CAL23	418.38	441.40	533.98	559.94	119



### Fuel Oil Market News

The front crack opened at -11.05 this morning with the front Barges crack ended the day printing -11.40. The Cal 22 crack was valued at -11.80.

The Singapore FOGO ended the day trading at -115.00, with the Euro Fogo printing -160 on both front months, respectively.

	Rott GOFO	Sing GOFO	R FoGo	S FoGO	Rott Hi5
Mar22	286.85	267.10	-160.00	-115.00	127
Apr22	276.54	255.40	-158.44	-115.54	118
May22	270.44	247.84	-156.09	-116.99	114
Jun22	266.78	242.85	-154.18	-116.25	113
Jul22	266.21	241.35	-154.11	-116.74	112
Aug22	268.91	242.25	-156.56	-118.65	112
Q2-22	271.25	248.62	-156.25	-116.17	115
Q3-22	269.96	242.44	-157.36	-118.59	113
Q4-22	274.88	244.16	-159.28	-120.22	116
Q1-23	268.01	239.56	-153.91	-119.04	114
CAL23	265.66	235.01	-150.05	-116.47	116

# FIS Fuel Oil Daily Evening Report

London +44 20 7090 1134 - info@freightinvestor.com | Singapore +65 6535 5189 - info@freightinvestor.asia | Shanghai +86 21 63012568

## 01 February 2022

### TIME SPREADS FUEL

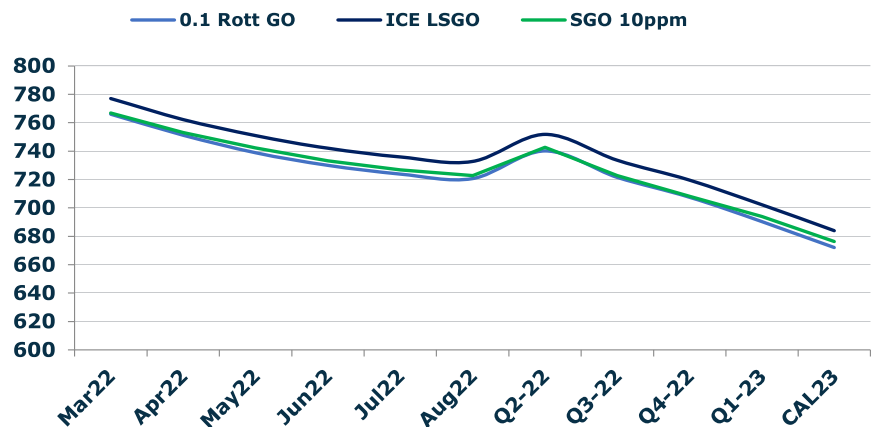
	Barges 3.5	S 380	Rott 0.5%	Sing 0.5%
Mar22/Apr22	4.50	2.00	13.25	14.25
Apr22/May22	5.25	3.25	9.00	12.25
May22/Jun22	5.25	4.25	7.00	8.50
Jun22/Jul22	5.50	4.75	6.00	6.75
Jul22/Aug22	6.00	5.00	5.75	6.00
Q2-22/Q3-22	16.92	13.82	19.31	22.41
Q3-22/Q4-22	18.83	16.42	15.83	16.33
Q4-22/Q1-23	10.50	9.58	12.00	13.00
CAL23/CAL24	25.25	23.00	25.9	22.54

### GASOIL CURVES

	Rott 0.1	SGO 10ppm	ICE GO
Mar22	766.1	766.9	777.1
Apr22	751.3	753.1	762.3
May22	738.9	742.3	750.9
Jun22	730.0	733.1	742.0
Jul22	724.0	726.8	736.0
Aug22	720.7	722.7	732.7
Q2-22	740.1	742.8	751.8
Q3-22	721.5	722.8	733.5
Q4-22	707.6	708.1	719.6
Q1-23	690.3	693.9	702.3
CAL23	672.0	676.4	684.0

### EW SPREAD

	EW380	EW0.5%
Mar22	9.50	34.75
Apr22	12.00	33.75
May22	14.00	30.50
Jun22	15.00	29.00
Jul22	15.75	28.25
Aug22	16.75	28.00
Q2-22	13.65	31.10
Q3-22	16.75	28.00
Q4-22	19.17	27.50
Q1-23	20.08	26.50
CAL23	21.50	25.96



### Contact US:

#### Luke Longhurst

Email: lukel@freightinvestor.com

Mobile: (+44) 7966 968761

#### Ricky Forman

Email: rickyf@freightinvestor.com

Mobile: (+44) 7868 708719

#### Sam Twyford

Email: samt@freightinvestor.com

Mobile: (+44) 7729 118643

#### Jessie Deng

Email: jessied@freightinvestor.com

Mobile: (+86) 13524516743

#### Jarryd Smith

Email: jarryds@freightinvestor.com

Mobile: (+65) 8798 4987

The information provided in this communication is not intended for retail clients. It is general in nature only and does not constitute advice or an offer to sell, or the solicitation of an offer to purchase any swap or other financial instruments, nor constitute any recommendation on our part. The information has been prepared without considering your investment objectives, financial situation, or knowledge and experience. This material is not a research report and is not intended as such. FIS is not responsible for any trading decisions taken based on this communication. Trading swaps and over-the-counter derivatives, exchange-traded derivatives, and options involve substantial risk and are not suitable for all investors. You are advised to perform an independent investigation to determine whether a transaction is suitable for you. No part of this material may be copied or duplicated in any form by any means or redistributed without our prior written consent. Freight Investor Services Ltd (FIS) is authorised and regulated by the Financial Conduct Authority (FRN: 211452) and is a member of the National Futures Association ("NFA"). Freight Investor Services PTE Ltd ('FIS PTE') is a private limited company, incorporated and registered in Singapore with company number 200603922G, and has subsidiary offices in India and Shanghai. Freight Investor Solutions DMCC ('FIS DMCC') is a private limited company, incorporated and registered in Dubai with company number DMCC1225. Further information about FIS including