

FIS Fuel Oil Daily Evening Report

London +44 20 7090 1134 - info@freightinvestor.com | Singapore +65 6535 5189 - info@freightinvestor.asia | Shanghai +86 21 63012568

03 February 2022

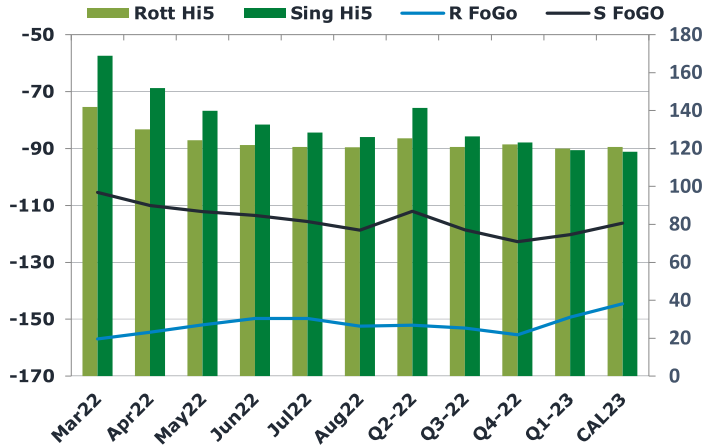
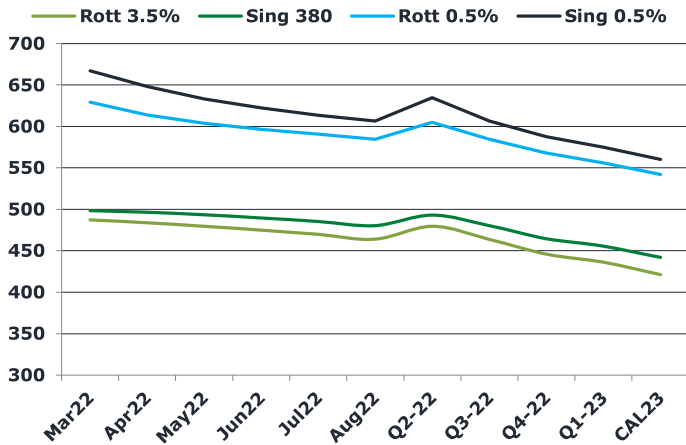
Oil and Energy Market News

Brent crude oil front month futures ended the day up 0.4% printing \$89.89 at 1630BST. Highs in the day reached \$89.95 and lows touched \$88.02.

Brent

89.89

	Barges 3.5 %	Sing 380cst	Rott 0.5%	Sing 0.5%	Sing Hi5
Mar22	487.35	498.35	629.13	667.13	169
Apr22	483.85	496.35	613.88	648.13	152
May22	479.60	493.35	603.88	633.13	140
Jun22	474.85	489.60	596.63	622.13	133
Jul22	469.60	485.35	590.38	613.63	128
Aug22	463.85	480.35	584.38	606.38	126
Q2-22	479.45	493.10	604.80	634.45	141
Q3-22	463.68	480.18	584.46	606.54	126
Q4-22	445.77	464.52	567.96	587.71	123
Q1-23	436.02	455.52	555.96	574.63	119
CAL23	421.27	441.87	542.08	560.08	118



Fuel Oil Market News

The front crack opened at -11.65 this morning with the front Barges crack ended the day printing -11.75. The Cal 22 crack was valued at -11.80.

The Singapore FOGO ended the day trading at -105.50, with the Euro Fogo printing -157 on both front months, respectively.

	Rott GOFO	Sing GOFO	R FoGo	S FoGO	Rott Hi5
Mar22	298.78	274.28	-157.00	-105.50	142
Apr22	284.61	261.82	-154.58	-110.05	130
May22	276.21	252.01	-151.93	-112.23	124
Jun22	271.53	246.07	-149.75	-113.55	122
Jul22	270.53	243.92	-149.75	-115.64	121
Aug22	272.94	244.82	-152.41	-118.79	121
Q2-22	277.45	253.39	-152.10	-112.04	125
Q3-22	273.94	244.99	-153.17	-118.63	121
Q4-22	277.63	245.98	-155.44	-122.78	122
Q1-23	269.21	239.45	-149.26	-120.35	120
CAL23	265.40	234.43	-144.58	-116.22	121

FIS Fuel Oil Daily Evening Report

London +44 20 7090 1134 - info@freightinvestor.com | Singapore +65 6535 5189 - info@freightinvestor.asia | Shanghai +86 21 63012568

03 February 2022

TIME SPREADS FUEL

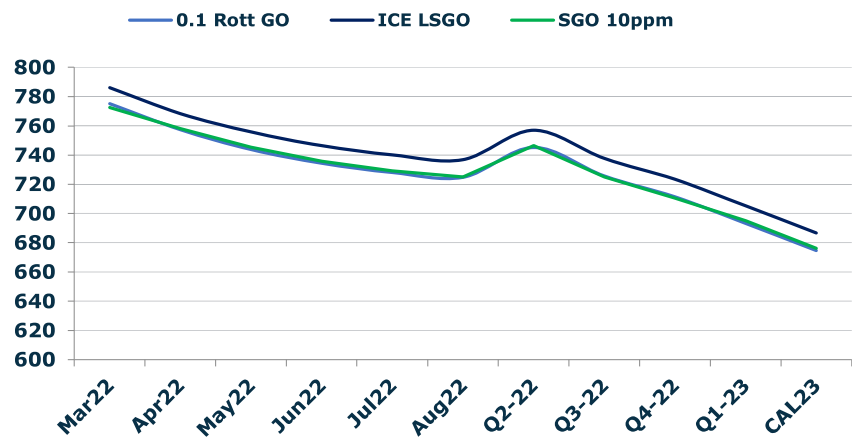
	Barges 3.5	S 380	Rott 0.5%	Sing 0.5%
Mar22/Apr22	3.50	2.00	15.25	19.00
Apr22/May22	4.25	3.00	10.00	15.00
May22/Jun22	4.75	3.75	7.25	11.00
Jun22/Jul22	5.25	4.25	6.25	8.50
Jul22/Aug22	5.75	5.00	6.00	7.25
Q2-22/Q3-22	15.77	12.92	20.34	27.91
Q3-22/Q4-22	17.92	15.67	16.50	18.83
Q4-22/Q1-23	9.75	9.00	12.00	13.08
CAL23/CAL24	25.25	23.00	31.1	22.21

GASOIL CURVES

	Rott 0.1	SGO 10ppm	ICE GO
Mar22	775.1	772.6	786.1
Apr22	757.5	758.2	768.5
May22	743.8	745.4	755.8
Jun22	734.4	735.7	746.4
Jul22	728.1	729.3	740.1
Aug22	724.8	725.2	736.8
Q2-22	745.2	746.5	756.9
Q3-22	725.6	725.2	737.6
Q4-22	711.4	710.5	723.4
Q1-23	693.2	695.0	705.2
CAL23	674.7	676.3	686.7

EW SPREAD

	EW380	EW0.5%
Mar22	11.00	38.00
Apr22	12.50	34.25
May22	13.75	29.25
Jun22	14.75	25.50
Jul22	15.75	23.25
Aug22	16.50	22.00
Q2-22	13.65	29.65
Q3-22	16.50	22.08
Q4-22	18.75	19.75
Q1-23	19.50	18.67
CAL23	20.00	18.00



Contact US:

Luke Longhurst

Email: lukel@freightinvestor.com

Mobile: (+44) 7966 968761

Ricky Forman

Email: rickyf@freightinvestor.com

Mobile: (+44) 7868 708719

Sam Twyford

Email: samt@freightinvestor.com

Mobile: (+44) 7729 118643

Jessie Deng

Email: jessied@freightinvestor.com

Mobile: (+86) 13524516743

Jarryd Smith

Email: jarryds@freightinvestor.com

Mobile: (+65) 8798 4987

The information provided in this communication is not intended for retail clients. It is general in nature only and does not constitute advice or an offer to sell, or the solicitation of an offer to purchase any swap or other financial instruments, nor constitute any recommendation on our part. The information has been prepared without considering your investment objectives, financial situation, or knowledge and experience. This material is not a research report and is not intended as such. FIS is not responsible for any trading decisions taken based on this communication. Trading swaps and over-the-counter derivatives, exchange-traded derivatives, and options involve substantial risk and are not suitable for all investors. You are advised to perform an independent investigation to determine whether a transaction is suitable for you. No part of this material may be copied or duplicated in any form by any means or redistributed without our prior written consent. Freight Investor Services Ltd (FIS) is authorised and regulated by the Financial Conduct Authority (FRN: 211452) and is a member of the National Futures Association ("NFA"). Freight Investor Services PTE Ltd ('FIS PTE') is a private limited company, incorporated and registered in Singapore with company number 200603922G, and has subsidiary offices in India and Shanghai. Freight Investor Solutions DMCC ('FIS DMCC') is a private limited company, incorporated and registered in Dubai with company number DMCC1225. Further information about FIS including