

FIS Fuel Oil Daily Evening Report

London +44 20 7090 1134 - info@freightinvestor.com | Singapore +65 6535 5189 - info@freightinvestor.asia | Shanghai +86 21 63012568

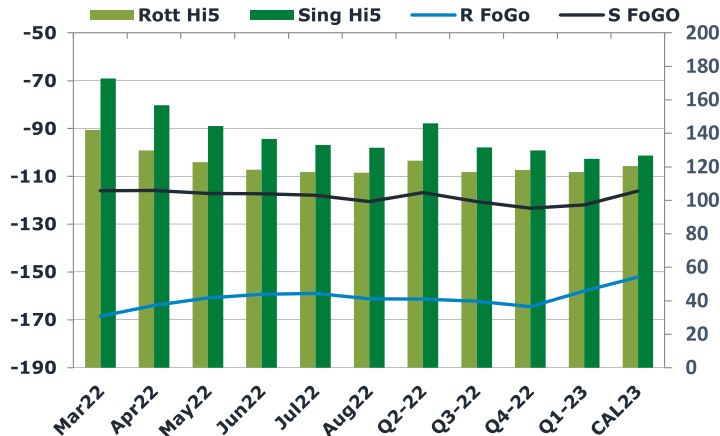
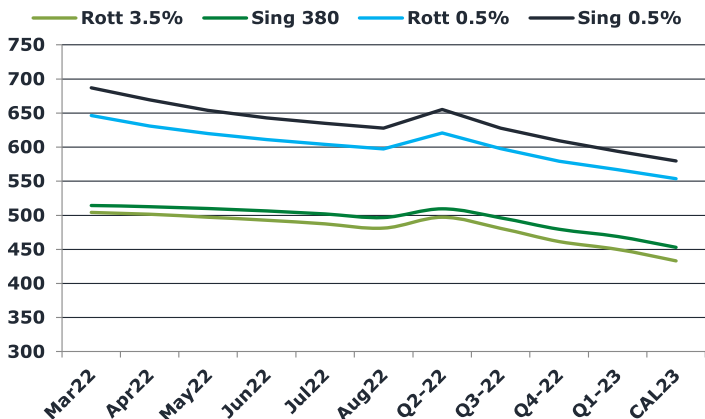
07 February 2022

Oil and Energy Market News

Brent crude oil front month futures ended the day down 0.2% printing \$93.36 at 1630BST. Highs in the day reached \$94.00 and lows touched \$92.13.

Brent 93.36

	Barges 3.5 %	Sing 380cst	Rott 0.5%	Sing 0.5%	Sing Hi5
Mar22	503.95	514.20	646.06	687.06	173
Apr22	501.20	512.45	631.06	669.31	157
May22	497.20	509.70	620.06	654.06	144
Jun22	492.70	506.20	611.06	642.81	137
Jul22	487.20	501.70	604.06	634.81	133
Aug22	480.95	496.45	597.56	627.81	131
Q2-22	497.05	509.45	620.75	655.40	146
Q3-22	480.78	496.28	597.64	627.98	132
Q4-22	461.37	479.28	579.48	609.14	130
Q1-23	449.87	468.87	566.81	593.64	125
CAL23	432.87	452.85	553.33	579.64	127



Fuel Oil Market News

The front crack opened at -12.50 this morning with the front Barges crack ended the day printing -12.35. The Cal 22 crack was valued at -11.80.

The Singapore FOGO ended the day trading at -116.50, with the Euro Fogo printing -168.5 on both front months, respectively.

	Rott GOFO	Sing GOFO	R FoGo	S FoGo	Rott Hi5
Mar22	310.61	288.86	-168.50	-116.00	142
Apr22	293.76	272.73	-163.90	-115.87	130
May22	283.61	261.47	-160.75	-117.11	123
Jun22	277.62	253.80	-159.26	-117.19	118
Jul22	275.80	251.00	-158.94	-117.89	117
Aug22	277.77	251.93	-161.16	-120.57	117
Q2-22	285.00	262.74	-161.30	-116.79	124
Q3-22	279.04	252.19	-162.18	-120.50	117
Q4-22	282.48	253.22	-164.37	-123.37	118
Q1-23	274.82	246.63	-157.88	-121.85	117
CAL23	272.61	242.91	-152.15	-116.11	120

FIS Fuel Oil Daily Evening Report

London +44 20 7090 1134 - info@freightinvestor.com | Singapore +65 6535 5189 - info@freightinvestor.asia | Shanghai +86 21 63012568

07 February 2022

TIME SPREADS FUEL

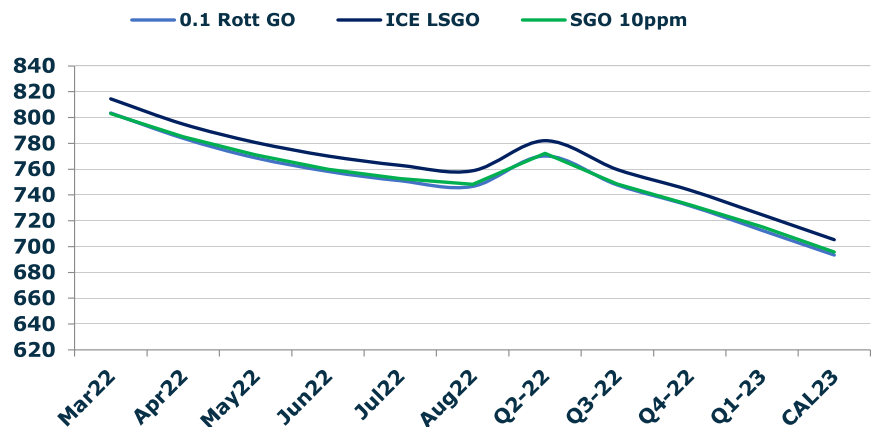
	Barges 3.5	S 380	Rott 0.5%	Sing 0.5%
Mar22/Apr22	2.75	1.75	15.00	17.75
Apr22/May22	4.00	2.75	11.00	15.25
May22/Jun22	4.50	3.50	9.00	11.25
Jun22/Jul22	5.50	4.50	7.00	8.00
Jul22/Aug22	6.25	5.25	6.50	7.00
Q2-22/Q3-22	16.27	13.17	23.11	27.42
Q3-22/Q4-22	19.42	17.00	18.17	18.83
Q4-22/Q1-23	11.50	10.42	12.67	15.50
CAL23/CAL24	26.50	23.50	37.0	27.30

GASOIL CURVES

	Rott 0.1	SGO 10ppm	ICE GO
Mar22	803.6	803.1	814.6
Apr22	784.0	785.2	795.0
May22	768.8	771.2	780.8
Jun22	758.3	760.0	770.3
Jul22	751.0	752.7	763.0
Aug22	746.7	748.4	758.7
Q2-22	770.4	772.2	782.1
Q3-22	747.8	748.5	759.8
Q4-22	731.8	732.5	743.8
Q1-23	712.7	715.5	724.7
CAL23	693.5	695.8	705.5

EW SPREAD

	EW380	EW0.5%
Mar22	10.25	41.00
Apr22	11.25	38.25
May22	12.50	34.00
Jun22	13.50	31.75
Jul22	14.50	30.75
Aug22	15.50	30.25
Q2-22	12.40	34.65
Q3-22	15.50	30.33
Q4-22	17.92	29.67
Q1-23	19.00	26.83
CAL23	20.00	26.31



Contact US:

Luke Longhurst

Email: lukel@freightinvestor.com

Mobile: (+44) 7966 968761

Ricky Forman

Email: rickyf@freightinvestor.com

Mobile: (+44) 7868 708719

Sam Twyford

Email: samt@freightinvestor.com

Mobile: (+44) 7729 118643

Jessie Deng

Email: jessied@freightinvestor.com

Mobile: (+86) 13524516743

Jarryd Smith

Email: jarryds@freightinvestor.com

Mobile: (+65) 8798 4987

The information provided in this communication is not intended for retail clients. It is general in nature only and does not constitute advice or an offer to sell, or the solicitation of an offer to purchase any swap or other financial instruments, nor constitute any recommendation on our part. The information has been prepared without considering your investment objectives, financial situation, or knowledge and experience. This material is not a research report and is not intended as such. FIS is not responsible for any trading decisions taken based on this communication. Trading swaps and over-the-counter derivatives, exchange-traded derivatives, and options involve substantial risk and are not suitable for all investors. You are advised to perform an independent investigation to determine whether a transaction is suitable for you. No part of this material may be copied or duplicated in any form by any means or redistributed without our prior written consent. Freight Investor Services Ltd (FIS) is authorised and regulated by the Financial Conduct Authority (FRN: 211452) and is a member of the National Futures Association ("NFA"). Freight Investor Services PTE Ltd ('FIS PTE') is a private limited company, incorporated and registered in Singapore with company number 200603922G, and has subsidiary offices in India and Shanghai. Freight Investor Solutions DMCC ('FIS DMCC') is a private limited company, incorporated and registered in Dubai with company number DMCC1225. Further information about FIS including