

FIS Fuel Oil Daily Evening Report

London +44 20 7090 1134 - info@freightinvestor.com | Singapore +65 6535 5189 - info@freightinvestor.asia | Shanghai +86 21 63012568

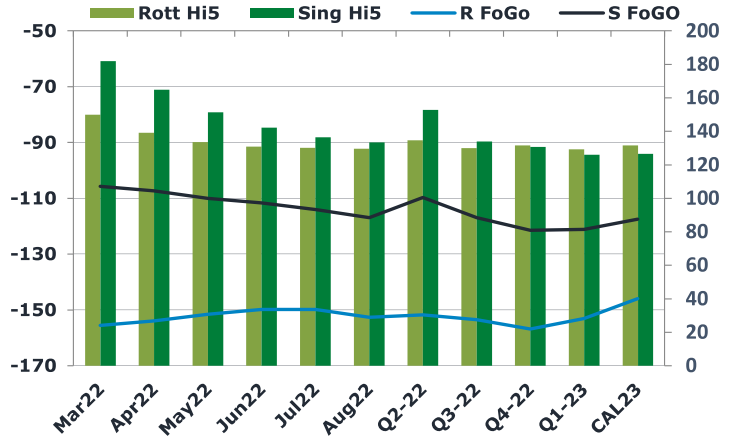
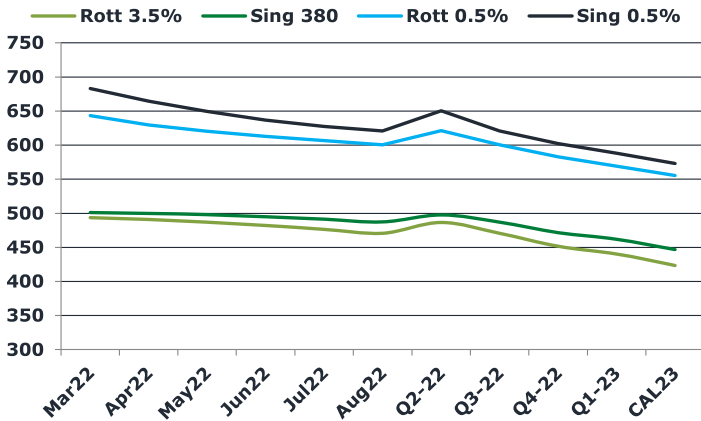
09 February 2022

Oil and Energy Market News

Brent crude oil front month futures ended the day up 1.3% printing \$92.02 at 1630BST. Highs in the day reached \$92.09 and lows touched \$90.05.

Brent 92.02

	Barges 3.5 %	Sing 380cst	Rott 0.5%	Sing 0.5%	Sing Hi5
Mar22	493.40	500.90	643.31	682.81	182
Apr22	490.65	499.65	629.81	664.56	165
May22	486.65	497.90	620.31	649.31	151
Jun22	481.90	494.65	612.81	636.81	142
Jul22	476.40	491.15	606.56	627.56	136
Aug22	470.65	487.15	600.31	620.56	133
Q2-22	486.40	497.40	621.00	650.25	153
Q3-22	470.40	486.82	600.39	620.73	134
Q4-22	451.32	471.48	582.89	602.14	131
Q1-23	440.07	461.82	569.31	587.89	126
CAL23	423.44	446.50	555.08	573.02	127



Fuel Oil Market News

The front crack opened at -12.80 this morning with the front Barges crack ended the day printing -12.90. The Cal 22 crack was valued at -11.80.

The Singapore FOGO ended the day trading at -105.75, with the Euro Fogo printing -155.5 on both front months, respectively.

	Rott GOFO	Sing GOFO	R FoGo	S FoGO	Rott Hi5
Mar22	305.41	287.66	-155.50	-105.75	150
Apr22	293.06	272.22	-153.90	-107.31	139
May22	285.24	261.38	-151.58	-109.97	134
Jun22	280.76	253.75	-149.85	-111.59	131
Jul22	280.02	250.40	-149.86	-113.99	130
Aug22	282.31	250.30	-152.65	-116.89	130
Q2-22	286.35	262.50	-151.75	-109.65	135
Q3-22	283.45	250.81	-153.45	-116.90	130
Q4-22	288.43	252.16	-156.85	-121.50	132
Q1-23	282.31	247.20	-153.07	-121.13	129
CAL23	277.56	244.00	-145.92	-117.49	132

FIS Fuel Oil Daily Evening Report

London +44 20 7090 1134 - info@freightinvestor.com | Singapore +65 6535 5189 - info@freightinvestor.asia | Shanghai +86 21 63012568

09 February 2022

TIME SPREADS FUEL

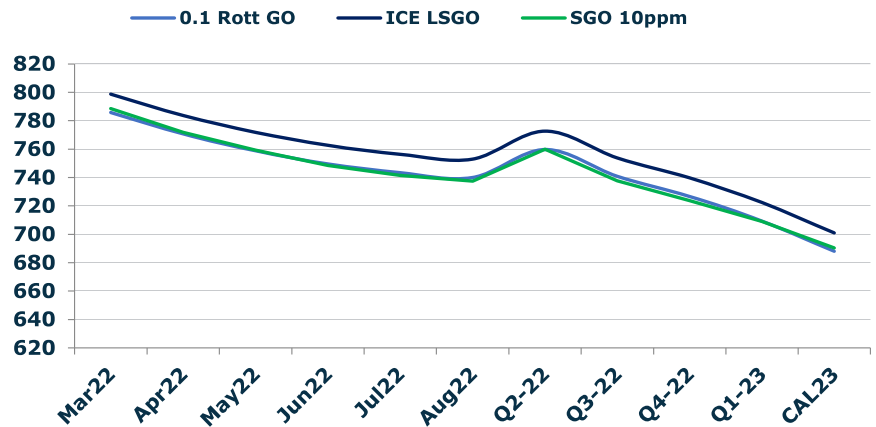
	Barges 3.5	S 380	Rott 0.5%	Sing 0.5%
Mar22/Apr22	2.75	1.25	13.50	18.25
Apr22/May22	4.00	1.75	9.50	15.25
May22/Jun22	4.75	3.25	7.50	12.50
Jun22/Jul22	5.50	3.50	6.25	9.25
Jul22/Aug22	5.75	4.00	6.25	7.00
Q2-22/Q3-22	16.00	10.58	20.61	29.52
Q3-22/Q4-22	19.08	15.33	17.50	18.58
Q4-22/Q1-23	11.25	9.67	13.58	14.25
CAL23/CAL24	24.75	22.00	46.4	25.51

GASOIL CURVES

	Rott 0.1	SGO 10ppm	ICE GO
Mar22	785.8	788.6	798.8
Apr22	770.7	771.9	783.7
May22	758.9	759.3	771.9
Jun22	749.7	748.4	762.7
Jul22	743.4	741.6	756.4
Aug22	740.0	737.5	753.0
Q2-22	759.8	759.9	772.8
Q3-22	740.8	737.6	753.8
Q4-22	726.7	723.6	739.7
Q1-23	709.4	709.0	722.4
CAL23	688.0	690.5	701.0

EW SPREAD

	EW380	EW0.5%
Mar22	7.50	39.50
Apr22	9.00	34.75
May22	11.25	29.00
Jun22	12.75	24.00
Jul22	14.75	21.00
Aug22	16.50	20.25
Q2-22	11.00	29.25
Q3-22	16.42	20.33
Q4-22	20.17	19.25
Q1-23	21.75	18.58
CAL23	20.00	17.94



Contact US:

Luke Longhurst

Email: lukel@freightinvestor.com

Mobile: (+44) 7966 968761

Ricky Forman

Email: rickyf@freightinvestor.com

Mobile: (+44) 7868 708719

Sam Twyford

Email: samt@freightinvestor.com

Mobile: (+44) 7729 118643

Jessie Deng

Email: jessied@freightinvestor.com

Mobile: (+86) 13524516743

Jarryd Smith

Email: jarryds@freightinvestor.com

Mobile: (+65) 8798 4987

The information provided in this communication is not intended for retail clients. It is general in nature only and does not constitute advice or an offer to sell, or the solicitation of an offer to purchase any swap or other financial instruments, nor constitute any recommendation on our part. The information has been prepared without considering your investment objectives, financial situation, or knowledge and experience. This material is not a research report and is not intended as such. FIS is not responsible for any trading decisions taken based on this communication. Trading swaps and over-the-counter derivatives, exchange-traded derivatives, and options involve substantial risk and are not suitable for all investors. You are advised to perform an independent investigation to determine whether a transaction is suitable for you. No part of this material may be copied or duplicated in any form by any means or redistributed without our prior written consent. Freight Investor Services Ltd (FIS) is authorised and regulated by the Financial Conduct Authority (FRN: 211452) and is a member of the National Futures Association ("NFA"). Freight Investor Services PTE Ltd ('FIS PTE') is a private limited company, incorporated and registered in Singapore with company number 200603922G, and has subsidiary offices in India and Shanghai. Freight Investor Solutions DMCC ('FIS DMCC') is a private limited company, incorporated and registered in Dubai with company number DMCC1225. Further information about FIS including