

# FIS Fuel Oil Daily Evening Report

London +44 20 7090 1134 - info@freightinvestor.com | Singapore +65 6535 5189 - info@freightinvestor.asia | Shanghai +86 21 63012568

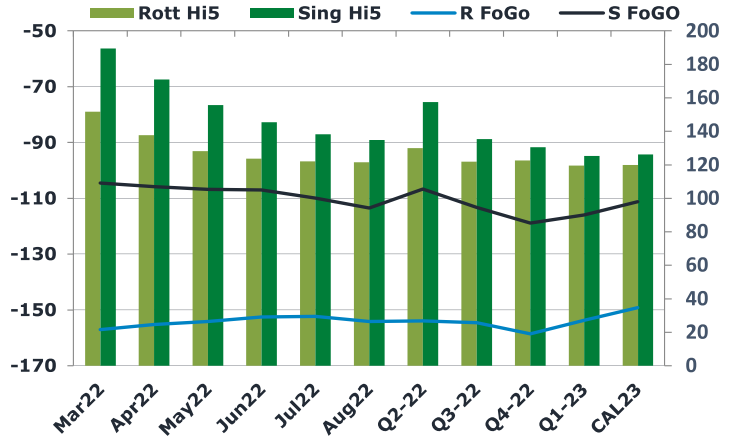
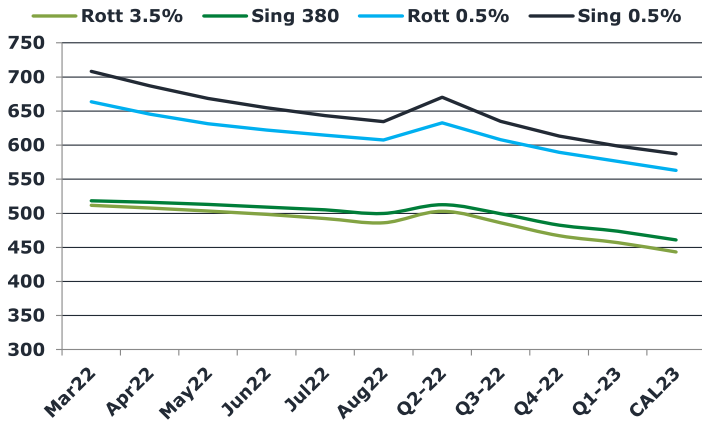
## 14 February 2022

### Oil and Energy Market News

Brent crude oil front month futures ended the day up 0.3% printing \$94.73 at 1630BST. Highs in the day reached \$96.16 and lows touched \$93.44.

### Brent 94.73

	Barges 3.5 %	Sing 380cst	Rott 0.5%	Sing 0.5%	Sing Hi5
Mar22	511.60	518.35	663.39	707.89	190
Apr22	507.60	515.85	645.39	686.89	171
May22	503.10	512.85	631.39	668.64	156
Jun22	498.10	509.10	621.89	654.64	146
Jul22	492.35	504.85	614.39	643.14	138
Aug22	486.10	499.60	607.64	634.39	135
Q2-22	502.95	512.60	632.90	670.05	157
Q3-22	485.93	499.35	607.80	634.72	135
Q4-22	466.93	482.60	589.64	613.14	131
Q1-23	456.77	473.43	576.39	598.80	125
CAL23	442.93	460.60	562.91	586.87	126



### Fuel Oil Market News

The front crack opened at -12.60 this morning with the front Barges crack ended the day printing -12.20. The Cal 22 crack was valued at -11.80.

The Singapore FOGO ended the day trading at -104.50, with the Euro Fogo printing -157.00 on both front months, respectively.

	Rott GOFO	Sing GOFO	R FoGo	S FoGo	Rott Hi5
Mar22	308.79	294.04	-157.00	-104.50	152
Apr22	292.97	276.87	-155.18	-105.83	138
May22	282.44	262.51	-154.15	-106.72	128
Jun22	276.29	252.55	-152.50	-107.02	124
Jul22	274.34	248.24	-152.31	-109.95	122
Aug22	275.69	248.27	-154.15	-113.48	122
Q2-22	283.90	264.06	-153.95	-106.61	130
Q3-22	276.46	248.64	-154.59	-113.27	122
Q4-22	281.26	249.45	-158.56	-118.91	123
Q1-23	273.30	241.33	-153.68	-115.96	120
CAL23	269.16	237.48	-149.19	-111.21	120

# FIS Fuel Oil Daily Evening Report

London +44 20 7090 1134 - info@freightinvestor.com | Singapore +65 6535 5189 - info@freightinvestor.asia | Shanghai +86 21 63012568

## 14 February 2022

### TIME SPREADS FUEL

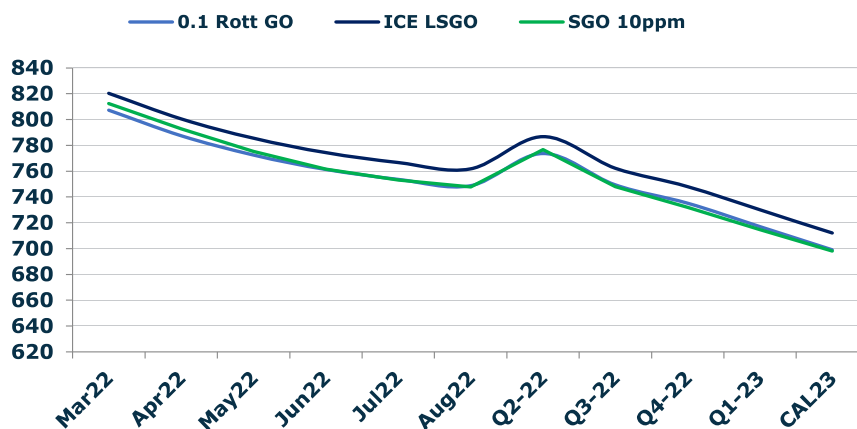
	Barges 3.5	S 380	Rott 0.5%	Sing 0.5%
Mar22/Apr22	4.00	2.50	18.00	21.00
Apr22/May22	4.50	3.00	14.00	18.25
May22/Jun22	5.00	3.75	9.50	14.00
Jun22/Jul22	5.75	4.25	7.50	11.50
Jul22/Aug22	6.25	5.25	6.75	8.75
Q2-22/Q3-22	17.02	13.25	25.10	35.33
Q3-22/Q4-22	19.00	16.75	18.17	21.58
Q4-22/Q1-23	10.17	9.17	13.25	14.33
CAL23/CAL24	23.50	21.75	33.5	25.02

### GASOIL CURVES

	Rott 0.1	SGO 10ppm	ICE GO
Mar22	807.4	812.4	820.4
Apr22	787.6	792.7	800.6
May22	772.5	775.4	785.5
Jun22	761.4	761.7	774.4
Jul22	753.7	753.1	766.7
Aug22	748.8	747.9	761.8
Q2-22	773.9	776.7	786.9
Q3-22	749.4	748.0	762.4
Q4-22	735.2	732.1	748.2
Q1-23	717.1	714.8	730.1
CAL23	699.1	698.1	712.1

### EW SPREAD

	EW380	EW0.5%
Mar22	6.75	44.50
Apr22	8.25	41.50
May22	9.75	37.25
Jun22	11.00	32.75
Jul22	12.50	28.75
Aug22	13.50	26.75
Q2-22	9.65	37.15
Q3-22	13.42	26.92
Q4-22	15.67	23.50
Q1-23	16.67	22.42
CAL23	20.00	23.96



### Contact US:

#### Luke Longhurst

Email: lukel@freightinvestor.com

Mobile: (+44) 7966 968761

#### Ricky Forman

Email: rickyf@freightinvestor.com

Mobile: (+44) 7868 708719

#### Sam Twyford

Email: samt@freightinvestor.com

Mobile: (+44) 7729 118643

#### Jessie Deng

Email: jessied@freightinvestor.com

Mobile: (+86) 13524516743

#### Jarryd Smith

Email: jarryds@freightinvestor.com

Mobile: (+65) 8798 4987

The information provided in this communication is not intended for retail clients. It is general in nature only and does not constitute advice or an offer to sell, or the solicitation of an offer to purchase any swap or other financial instruments, nor constitute any recommendation on our part. The information has been prepared without considering your investment objectives, financial situation, or knowledge and experience. This material is not a research report and is not intended as such. FIS is not responsible for any trading decisions taken based on this communication. Trading swaps and over-the-counter derivatives, exchange-traded derivatives, and options involve substantial risk and are not suitable for all investors. You are advised to perform an independent investigation to determine whether a transaction is suitable for you. No part of this material may be copied or duplicated in any form by any means or redistributed without our prior written consent. Freight Investor Services Ltd (FIS) is authorised and regulated by the Financial Conduct Authority (FRN: 211452) and is a member of the National Futures Association ("NFA"). Freight Investor Services PTE Ltd ('FIS PTE') is a private limited company, incorporated and registered in Singapore with company number 200603922G, and has subsidiary offices in India and Shanghai. Freight Investor Solutions DMCC ('FIS DMCC') is a private limited company, incorporated and registered in Dubai with company number DMCC1225. Further information about FIS including