

FIS Fuel Oil Daily Evening Report

London +44 20 7090 1134 - info@freightinvestor.com | Singapore +65 6535 5189 - info@freightinvestor.asia | Shanghai +86 21 63012568

17 February 2022

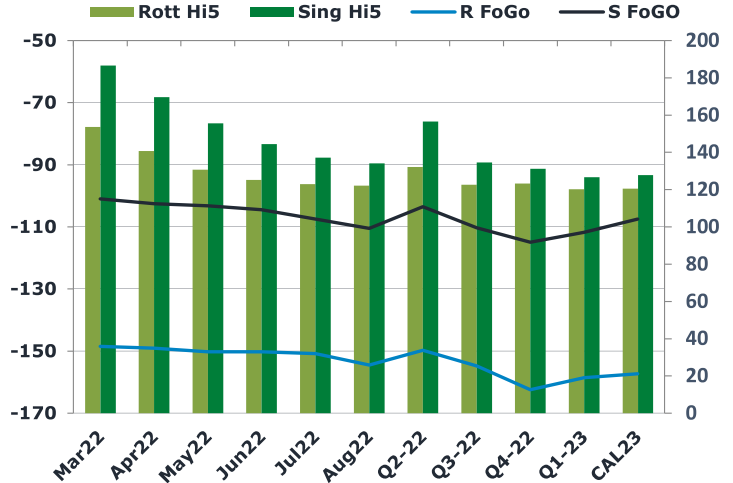
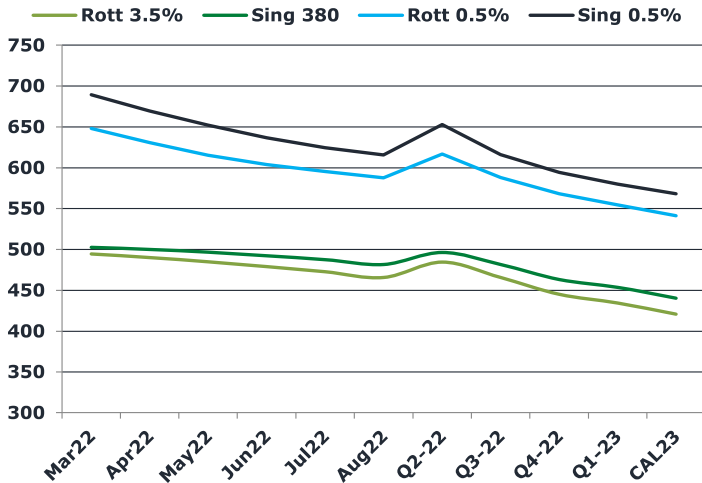
Oil and Energy Market News

Brent crude oil front month futures ended the day down 2% printing \$93.02 at 1630BST. Highs in the day reached \$94.50 and lows touched \$92.14.

Brent

93.02

	Barges 3.5 %	Sing 380cst	Rott 0.5%	Sing 0.5%	Sing Hi5
Mar22	494.55	502.55	648.20	689.15	187
Apr22	490.05	500.05	630.70	669.65	170
May22	484.80	496.55	615.45	652.15	156
Jun22	478.80	492.30	603.95	636.65	144
Jul22	472.55	487.55	595.45	624.65	137
Aug22	465.55	481.55	587.70	615.65	134
Q2-22	484.55	496.30	616.70	652.80	157
Q3-22	465.47	481.47	588.03	615.98	135
Q4-22	444.97	463.13	568.28	594.32	131
Q1-23	434.47	453.47	554.70	580.07	127
CAL23	420.63	440.38	541.22	568.13	128



Fuel Oil Market News

The front crack opened at -12.70 this morning with the front Barges crack ended the day printing -12.80. The Cal 22 crack was valued at -11.80.

The Singapore 0.5% crack ended the day trading at 17.85, with the Rott 0.5% crack printing 11.40 on both front months, respectively.

	Rott GOFO	Sing GOFO	R FoGo	S FoGO	Rott Hi5
Mar22	302.03	287.53	-148.50	-101.00	154
Apr22	289.69	272.15	-149.00	-102.50	141
May22	280.91	258.81	-150.25	-103.25	131
Jun22	275.33	248.90	-150.25	-104.50	125
Jul22	273.60	244.56	-150.75	-107.50	123
Aug22	276.58	244.60	-154.50	-110.50	122
Q2-22	282.00	259.88	-149.75	-103.50	132
Q3-22	277.30	244.74	-154.75	-110.25	123
Q4-22	285.72	246.16	-162.50	-115.00	123
Q1-23	278.79	238.32	-158.50	-111.75	120
CAL23	277.79	235.19	-157.25	-107.50	121

FIS Fuel Oil Daily Evening Report

London +44 20 7090 1134 - info@freightinvestor.com | Singapore +65 6535 5189 - info@freightinvestor.asia | Shanghai +86 21 63012568

17 February 2022

TIME SPREADS FUEL

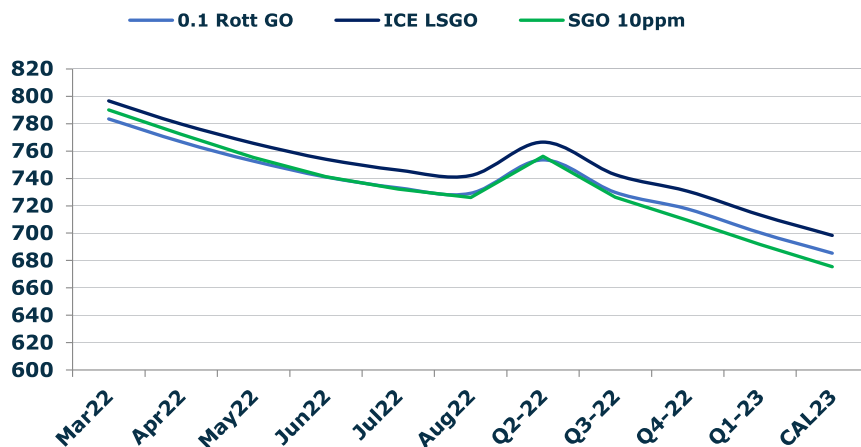
	Barges 3.5	S 380	Rott 0.5%	Sing 0.5%
Mar22/Apr22	4.50	2.50	17.50	19.50
Apr22/May22	5.25	3.50	15.25	17.50
May22/Jun22	6.00	4.25	11.50	15.50
Jun22/Jul22	6.25	4.75	8.50	12.00
Jul22/Aug22	7.00	6.00	7.75	9.00
Q2-22/Q3-22	19.08	14.83	28.67	36.82
Q3-22/Q4-22	20.50	18.33	19.75	21.67
Q4-22/Q1-23	10.50	9.67	13.58	14.25
CAL23/CAL24	26.00	24.50	36.6	29.25

GASOIL CURVES

	Rott 0.1	SGO 10ppm	ICE GO
Mar22	783.6	790.1	796.6
Apr22	766.7	772.2	779.7
May22	752.7	755.4	765.7
Jun22	741.1	741.2	754.1
Jul22	733.1	732.1	746.1
Aug22	729.1	726.2	742.1
Q2-22	753.6	756.2	766.6
Q3-22	729.8	726.2	742.8
Q4-22	717.7	709.3	730.7
Q1-23	700.3	691.8	713.3
CAL23	685.4	675.6	698.4

EW SPREAD

	EW380	EW0.5%
Mar22	8.00	40.95
Apr22	10.00	38.95
May22	11.75	36.70
Jun22	13.50	32.70
Jul22	15.00	29.20
Aug22	16.00	27.95
Q2-22	11.75	36.10
Q3-22	16.00	27.95
Q4-22	18.17	26.03
Q1-23	19.00	25.37
CAL23	20.75	26.91



Contact US:

Luke Longhurst

Email: lukel@freightinvestor.com

Mobile: (+44) 7966 968761

Jessie Deng

Email: jessied@freightinvestor.com

Mobile: (+86) 13524516743

Ricky Forman

Email: rickyf@freightinvestor.com

Mobile: (+44) 7868 708719

Jarryd Smith

Email: jarryds@freightinvestor.com

Mobile: (+65) 8798 4987

Sam Twyford

Email: samt@freightinvestor.com

Mobile: (+44) 7729 118643

The information provided in this communication is not intended for retail clients. It is general in nature only and does not constitute advice or an offer to sell, or the solicitation of an offer to purchase any swap or other financial instruments, nor constitute any recommendation on our part. The information has been prepared without considering your investment objectives, financial situation, or knowledge and experience. This material is not a research report and is not intended as such. FIS is not responsible for any trading decisions taken based on this communication. Trading swaps and over-the-counter derivatives, exchange-traded derivatives, and options involve substantial risk and are not suitable for all investors. You are advised to perform an independent investigation to determine whether a transaction is suitable for you. No part of this material may be copied or duplicated in any form by any means or redistributed without our prior written consent. Freight Investor Services Ltd (FIS) is authorised and regulated by the Financial Conduct Authority (FRN: 211452) and is a member of the National Futures Association ("NFA"). Freight Investor Services PTE Ltd ('FIS PTE') is a private limited company, incorporated and registered in Singapore with company number 200603922G, and has subsidiary offices in India and Shanghai. Freight Investor Solutions DMCC ('FIS DMCC') is a private limited company, incorporated and registered in Dubai with company number DMCC1225. Further information about FIS including